

MONTHLY ACCOUNT STATEMENT

Grossmont Healthcare District | Account #10892 | As of October 31, 2024

CHANDLER ASSET MANAGEMENT | chandlerasset.com

Chandler Team:

For questions about your account, please call (800) 317-4747,
or contact clientservice@chandlerasset.com

Custodian:

BMO Harris Bank N.A.

PORTFOLIO SUMMARY



Grossmont Healthcare District | Account #10892 | As of October 31, 2024

Portfolio Characteristics

Average Modified Duration	1.85
Average Coupon	3.84%
Average Purchase YTM	4.14%
Average Market YTM	4.38%
Average Quality	AA
Average Final Maturity	2.21
Average Life	1.91

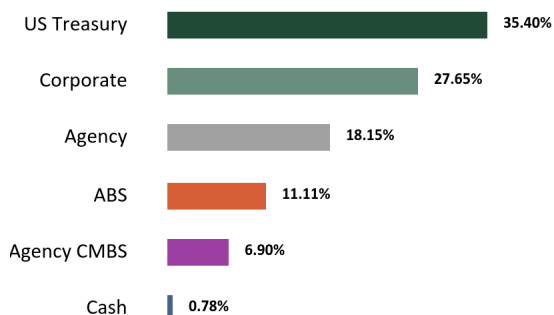
Account Summary

	Beg. Values as of 10/01/2024	End Values as of 10/31/2024
Market Value	28,277,367.39	28,110,378.79
Accrued Interest	215,853.03	218,346.70
Total Market Value	28,493,220.42	28,328,725.48
Income Earned	107,153.82	98,080.09
Cont/WD	(909.54)	(855.92)
Par	28,185,566.05	28,276,249.74
Book Value	28,005,707.18	28,101,080.55
Cost Value	27,900,226.85	27,989,044.24

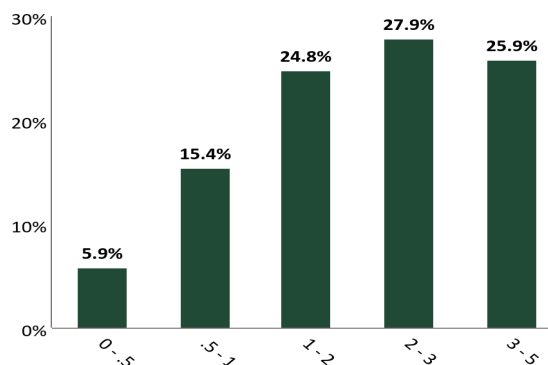
Top Issuers

United States	35.40%
Farm Credit System	9.63%
Federal Home Loan Banks	8.52%
FHLMC	6.90%
PACCAR Inc	1.95%
Bank of America Credit Card Trust	1.72%
JPMorgan Chase & Co.	1.51%
American Express Credit Master Trust	1.47%

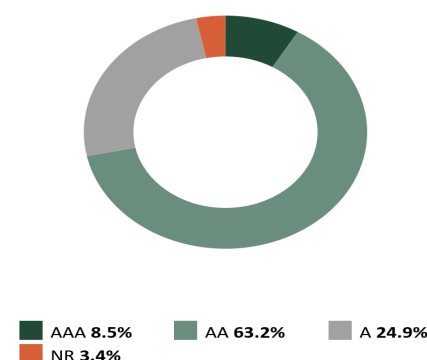
Sector Allocation



Maturity Distribution



Credit Quality



*See Footnote

Performance Review

Total Rate of Return	1M	3M	YTD	1YR	2YRS	3YRS	5YRS	10YRS	Since Inception (03/01/22)
Grossmont Healthcare District	(0.57%)	1.10%	3.80%	6.17%	4.78%	--	--	--	2.68%
Benchmark Return*	(0.58%)	1.11%	3.54%	5.76%	4.33%	--	--	--	1.88%
Secondary Benchmark Return*	(0.56%)	1.16%	3.72%	6.06%	4.57%	--	--	--	2.04%

*Periods over 1 year are annualized.

Benchmark: ICE BofA 1-3 Year US Treasury & Agency Index Secondary Benchmark: ICE BofA 1-3 Year AAA-A US Corporate & Government Index

The credit quality is a weighted average calculation of the highest of S&P, Moody's' and Fitch

Execution Time: 11/04/2024 07:21:35 PM

Chandler Asset Management | info@chandlerasset.com | www.chandlerasset.com | 800.317.4747

CONFIDENTIAL | 2

STATEMENT OF COMPLIANCE



Grossmont Healthcare District | Account #10892 | As of October 31, 2024

Rules Name	Limit	Actual	Compliance Status	Notes
AGENCY MORTGAGE SECURITIES (CMOS)				
Max % (MV)	100.0	6.9	Compliant	
Max % Issuer (MV)	30.0	6.9	Compliant	
Max Maturity (Years)	5.0	4.2	Compliant	
ASSET-BACKED SECURITIES (ABS)				
Max % (MV; Non Agency ABS & MBS)	20.0	11.0	Compliant	
Max % Issuer (MV)	5.0	1.3	Compliant	
Max Maturity (Years)	5	4	Compliant	
Min Rating (AA- by 1)	0.0	0.0	Compliant	
BANKERS' ACCEPTANCES				
Max % (MV)	40.0	0.0	Compliant	
Max % Issuer (MV)	5.0	0.0	Compliant	
Max Maturity (Days)	180	0.0	Compliant	
Min Rating (A-1 by 1 or A- by 1)	0.0	0.0	Compliant	
CERTIFICATE OF DEPOSIT PLACEMENT SERVICE (CDARS)				
Max % (MV)	30.0	0.0	Compliant	
Max Maturity (Years)	5.0	0.0	Compliant	
COLLATERALIZED TIME DEPOSITS (NON-NEGOTIABLE CD/TD)				
Max % (MV)	20.0	0.0	Compliant	
Max % Issuer (MV)	5.0	0.0	Compliant	
Max Maturity (Years)	5.0	0.0	Compliant	
COMMERCIAL PAPER				
Max % (MV)	25.0	0.0	Compliant	
Max % Issuer (MV)	5.0	0.0	Compliant	
Max Maturity (Days)	270	0.0	Compliant	
Min Rating (A-1 by 1 or A- by 1)	0.0	0.0	Compliant	
CORPORATE MEDIUM TERM NOTES				
Max % (MV)	30.0	27.7	Compliant	
Max % Issuer (MV)	5.0	2.0	Compliant	
Max Maturity (Years)	5	3	Compliant	
Min Rating (A- by 1)	0.0	0.0	Compliant	
FDIC INSURED TIME DEPOSITS (NON-NEGOTIABLE CD/ TD)				

STATEMENT OF COMPLIANCE



Grossmont Healthcare District | Account #10892 | As of October 31, 2024

Rules Name	Limit	Actual	Compliance Status	Notes
Max % (MV)	20.0	0.0	Compliant	
Max Maturity (Years)	5	0.0	Compliant	
FEDERAL AGENCIES				
Max % Issuer (MV)	30.0	9.6	Compliant	
Max Callables (MV)	20.0	0.0	Compliant	
Max Maturity (Years)	5	4	Compliant	
LOCAL AGENCY INVESTMENT FUND (LAIF)				
Max Concentration (MV)	75.0	0.0	Compliant	
MONEY MARKET MUTUAL FUNDS				
Max % (MV)	20.0	0.0	Compliant	
Max % Issuer (MV)	20.0	0.0	Compliant	
Min Rating (AAA by 2)	0.0	0.0	Compliant	
MORTGAGE-BACKED SECURITIES (NON-AGENCY)				
Max % (MV)	20.0	0.0	Compliant	
Max % Issuer (MV)	5.0	0.0	Compliant	
Max Maturity (Years)	5.0	0.0	Compliant	
Min Rating (AA- by 1)	0.0	0.0	Compliant	
MUNICIPAL SECURITIES (CA, LOCAL AGENCY)				
Max % (MV)	30.0	0.0	Compliant	
Max % Issuer (MV)	5.0	0.0	Compliant	
Max Maturity (Years)	5	0.0	Compliant	
Min Rating (A- by 1)	0.0	0.0	Compliant	
MUNICIPAL SECURITIES (OTHER STATES)				
Max % (MV)	30.0	0.0	Compliant	
Max % Issuer (MV)	5.0	0.0	Compliant	
Max Maturity (Years)	5	0.0	Compliant	
Min Rating (A- by 1)	0.0	0.0	Compliant	
MUTUAL FUNDS				
Max % (MV)	20.0	0.0	Compliant	
Max % Issuer (MV)	10.0	0.0	Compliant	
Min Rating (AAA by 2)	0.0	0.0	Compliant	
NEGOTIABLE CERTIFICATES OF DEPOSIT (NCD)				
Max % (MV)	30.0	0.0	Compliant	
Max % Issuer (MV)	5.0	0.0	Compliant	

STATEMENT OF COMPLIANCE



Grossmont Healthcare District | Account #10892 | As of October 31, 2024

Rules Name	Limit	Actual	Compliance Status	Notes
Max Maturity (Years)	5	0.0	Compliant	
Min Rating (A-1 by 1 or A- by 1 if > FDIC Limit)	0.0	0.0	Compliant	
REPURCHASE AGREEMENTS				
Max Maturity (Years)	1.0	0.0	Compliant	
SUPRANATIONAL OBLIGATIONS				
Max % (MV)	30.0	0.0	Compliant	
Max % Issuer (MV)	10.0	0.0	Compliant	
Max Maturity (Years)	5	0.0	Compliant	
Min Rating (AA- by 1)	0.0	0.0	Compliant	
U.S. TREASURIES				
Max % (MV)	100.0	35.4	Compliant	
Max Maturity (Years)	5	4	Compliant	

RECONCILIATION SUMMARY



Grossmont Healthcare District | Account #10892 | As of October 31, 2024

Maturities / Calls

Month to Date	0.00
Fiscal Year to Date	(340,000.00)

Principal Paydowns

Month to Date	(53,921.31)
Fiscal Year to Date	(206,836.28)

Purchases

Month to Date	542,382.11
Fiscal Year to Date	3,292,914.31

Sales

Month to Date	(500,525.00)
Fiscal Year to Date	(2,540,519.66)

Interest Received

Month to Date	85,482.65
Fiscal Year to Date	378,991.31

Purchased / Sold Interest

Month to Date	2,914.08
Fiscal Year to Date	176.14

Accrual Activity Summary

	Month to Date	Fiscal Year to Date (07/01/2024)
Beginning Book Value	28,005,707.18	27,711,237.26
Maturities/Calls	0.00	(340,000.00)
Principal Paydowns	(53,921.31)	(206,836.28)
Purchases	542,382.11	3,292,914.31
Sales	(500,525.00)	(2,540,519.66)
Change in Cash, Payables, Receivables	99,605.01	169,862.55
Amortization/Accretion	7,189.70	29,370.34
Realized Gain (Loss)	642.86	(14,947.97)
Ending Book Value	28,101,080.55	28,101,080.55

Fair Market Activity Summary

	Month to Date	Fiscal Year to Date (07/01/2024)
Beginning Market Value	28,277,367.39	27,459,864.88
Maturities/Calls	0.00	(340,000.00)
Principal Paydowns	(53,921.31)	(206,836.28)
Purchases	542,382.11	3,292,914.31
Sales	(500,525.00)	(2,540,519.66)
Change in Cash, Payables, Receivables	99,605.01	169,862.55
Amortization/Accretion	7,189.70	29,370.34
Change in Net Unrealized Gain (Loss)	(262,361.97)	260,670.62
Realized Gain (Loss)	642.86	(14,947.97)
Ending Market Value	28,110,378.79	28,110,378.79

HOLDINGS REPORT



Grossmont Healthcare District | Account #10892 | As of October 31, 2024

Cusip	Security Description	Par Value/ Units	Purchase Date Purchase Yield	Cost Value Book Value	Mkt Price Mkt YTM	Market Value Accrued Int.	% of Port. Gain/Loss	Moody's/ S&P/ Fitch	Maturity Duration
ABS									
05593AAC3	BMWLT 2023-1 A3 5.16 11/25/2025	14,676.21	02/07/2023 5.43%	14,675.86 14,676.08	100.06 4.93%	14,684.75 12.62	0.05% 8.67	Aaa/AAA NA	1.07 0.20
43815BAC4	HAROT 2022-1 A3 1.88 05/15/2026	45,168.09	02/15/2022 1.89%	45,161.30 45,165.87	98.85 4.91%	44,648.51 37.74	0.16% (517.35)	Aaa/AAA NA	1.54 0.38
05602RAD3	BMWOT 2022-A A3 3.21 08/25/2026	29,441.29	05/10/2022 3.63%	29,439.76 29,440.80	99.41 4.67%	29,267.74 15.75	0.10% (173.06)	Aaa/AAA NA	1.82 0.41
47787JAC2	JDOT 2022 A3 0.36 09/15/2026	30,874.04	03/10/2022 2.34%	30,867.21 30,871.45	98.89 4.61%	30,530.79 31.83	0.11% (340.65)	Aaa/NA AAA	1.87 0.49
89238FAD5	TAOT 2022-B A3 2.93 09/15/2026	136,999.81	-- 3.29%	136,095.99 136,639.56	99.20 4.75%	135,903.73 178.40	0.48% (735.83)	Aaa/AAA NA	1.87 0.44
448977AD0	HART 2022-A A3 2.22 10/15/2026	61,423.06	03/09/2022 2.23%	61,420.70 61,422.36	98.98 4.83%	60,796.93 60.60	0.22% (625.43)	NA/AAA AAA	1.96 0.39
02582JJR2	AMXCA 2021-1 A 0.9 11/15/2024	250,000.00	05/05/2022 3.08%	236,113.28 249,638.28	99.84 5.07%	249,600.90 100.00	0.89% (37.38)	Aaa/NA AAA	0.04 0.04
362585AC5	GMCAR 2022-2 A3 3.1 02/16/2027	36,018.90	04/05/2022 3.16%	36,011.38 36,016.26	99.15 4.81%	35,712.72 46.52	0.13% (303.53)	Aaa/AAA NA	2.30 0.50
47800AAC4	JDOT 2022-B A3 3.74 02/16/2027	70,736.72	07/12/2022 3.77%	70,729.96 70,733.92	99.37 4.68%	70,289.38 117.58	0.25% (444.54)	Aaa/NA AAA	2.30 0.69
448979AD6	HART 2023-A A3 4.58 04/15/2027	130,000.00	04/04/2023 5.14%	129,987.31 129,992.24	99.91 4.75%	129,878.07 264.62	0.46% (114.17)	NA/AAA AAA	2.45 0.73
02582JIT8	AMXCA 2022-2 A 3.39 05/17/2027	165,000.00	05/17/2022 3.42%	164,963.50 164,990.86	99.29 4.78%	163,827.33 248.60	0.58% (1,163.53)	NA/AAA AAA	0.54 0.52
47800BAC2	JDOT 2022-C A3 5.09 06/15/2027	141,163.89	10/12/2022 3.29%	141,152.94 141,158.35	100.23 4.83%	141,489.02 319.34	0.50% 330.67	Aaa/NA AAA	2.62 0.74
36269WAD1	GMALT 2024-2 A3 5.39 07/20/2027	100,000.00	05/07/2024 5.85%	99,994.19 99,995.04	101.13 4.68%	101,125.53 164.69	0.36% 1,130.49	NA/AAA AAA	2.72 1.45
58770AAC7	MBART 2023-1 A3 4.51 11/15/2027	74,203.45	01/18/2023 4.56%	74,194.55 74,197.99	99.86 4.74%	74,097.82 148.74	0.26% (100.17)	NA/AAA AAA	3.04 0.74
58770JAD6	MBALT 2024-A A3 5.32 01/18/2028	75,000.00	05/17/2024 5.73%	74,991.23 74,992.29	101.36 4.66%	76,022.98 177.33	0.27% 1,030.68	Aaa/NA AAA	3.22 1.87
362583AD8	GMCAR 2023-2 A3 4.47 02/16/2028	100,000.00	04/04/2023 4.51%	99,997.25 99,998.13	99.82 4.71%	99,820.74 186.25	0.36% (177.39)	Aaa/AAA NA	3.30 0.92
05592XAD2	BMWOT 2023-A A3 5.47 02/25/2028	50,000.00	07/11/2023 5.47%	49,991.14 49,993.62	100.99 4.63%	50,494.69 45.58	0.18% 501.06	NA/AAA AAA	3.32 1.09

HOLDINGS REPORT



Grossmont Healthcare District | Account #10892 | As of October 31, 2024

Cusip	Security Description	Par Value/ Units	Purchase Date Purchase Yield	Cost Value Book Value	Mkt Price Mkt YTM	Market Value Accrued Int.	% of Port. Gain/Loss	Moody's/ S&P/ Fitch	Maturity Duration
05522RDG0	BACCT 2023-1 A 4.79 05/15/2026	375,000.00	12/20/2023 4.77%	375,585.94 375,375.00	100.35 4.60%	376,322.74 798.33	1.34% 947.74	NA/AAA AAA	1.54 1.45
438123AC5	HAROT 2023-4 A3 5.67 06/21/2028	250,000.00	12/07/2023 5.10%	253,740.24 252,862.70	101.69 4.61%	254,214.53 393.75	0.90% 1,351.82	Aaa/NA AAA	3.64 1.47
47800RAD5	JDOT 2024 A3 4.96 11/15/2028	50,000.00	03/11/2024 5.12%	49,997.20 49,997.57	100.75 4.62%	50,373.25 110.22	0.18% 375.67	Aaa/NA AAA	4.04 1.90
161571HV9	CHAIT 241 A 4.6 01/16/2029	300,000.00	02/07/2024 4.60%	299,954.31 299,961.09	100.18 4.55%	300,554.43 613.33	1.07% 593.34	NR/AAA AAA	4.21 2.05
448973AD9	HART 2024-A A3 4.99 02/15/2029	85,000.00	03/20/2024 5.05%	84,981.26 84,983.62	100.81 4.63%	85,685.47 188.51	0.30% 701.85	NA/AAA AAA	4.29 1.95
096919AD7	BMWOT 2024-A A3 5.18 02/26/2029	125,000.00	06/04/2024 5.24%	124,981.01 124,982.59	101.25 4.56%	126,558.03 107.92	0.45% 1,575.44	Aaa/AAA NA	4.32 1.83
47786WAD2	JDOT 2024-B A3 5.2 03/15/2029	70,000.00	06/11/2024 5.26%	69,986.32 69,987.40	101.23 4.71%	70,860.42 161.78	0.25% 873.02	Aaa/NA AAA	4.37 2.22
05522RDJ4	BACCT 2024-1 A 4.93 03/15/2029	105,000.00	06/06/2024 4.93%	104,994.11 104,994.59	101.10 4.51%	106,154.42 230.07	0.38% 1,159.83	Aaa/AAA NA	4.37 2.33
89239TAD4	TAOT 2024-D A3 4.4 06/15/2029	90,000.00	10/10/2024 4.44%	89,994.98 89,995.02	99.66 4.59%	89,696.91 154.00	0.32% (298.12)	Aaa/AAA NA	4.62 2.24
92970QAE5	WF CARD ISSUANCE TRUST 2024-2 4.29 10/15/2029	155,000.00	10/17/2024 4.33%	154,976.97 154,977.07	99.40 4.55%	154,074.56 129.30	0.55% (902.51)	Aaa/AAA NA	4.96 2.72
Total ABS		3,115,705.47	4.37%	3,104,979.88 3,118,039.75	100.23 4.69%	3,122,686.38 5,043.43	11.11% 4,646.63	Aaa/AAA AAA	2.78 1.29

AGENCY									
3133ENPG9	FEDERAL FARM CREDIT BANKS FUNDING CORP 1.75 02/14/2025	265,000.00	02/10/2022 1.84%	264,292.45 264,932.15	99.18 4.65%	262,816.25 991.91	0.93% (2,115.90)	Aaa/AA+ AA+	0.29 0.28
3133EPCR4	FEDERAL FARM CREDIT BANKS FUNDING CORP 4.75 03/09/2026	350,000.00	03/23/2023 4.01%	357,178.50 353,270.80	100.73 4.19%	352,554.06 2,401.39	1.25% (716.73)	Aaa/AA+ AA+	1.35 1.29
3133EPHH1	FEDERAL FARM CREDIT BANKS FUNDING CORP 4.0 04/28/2026	480,000.00	05/15/2023 3.85%	481,953.60 480,984.05	99.61 4.27%	478,132.29 160.00	1.70% (2,851.76)	Aaa/AA+ AA+	1.49 1.43
3130AWGR5	FEDERAL HOME LOAN BANKS 4.375 06/12/2026	350,000.00	07/10/2023 4.67%	347,207.00 348,460.84	100.23 4.22%	350,810.57 5,912.33	1.25% 2,349.73	Aaa/AA+ AA+	1.61 1.52
3133EPQC2	FEDERAL FARM CREDIT BANKS FUNDING CORP 4.625 07/17/2026	300,000.00	08/07/2023 4.58%	300,342.00 300,198.39	100.73 4.18%	302,181.04 4,008.33	1.07% 1,982.66	Aaa/AA+ AA+	1.71 1.61

HOLDINGS REPORT



Grossmont Healthcare District | Account #10892 | As of October 31, 2024

Cusip	Security Description	Par Value/ Units	Purchase Date Purchase Yield	Cost Value Book Value	Mkt Price Mkt YTM	Market Value Accrued Int.	% of Port. Gain/Loss	Moody's/ S&P/ Fitch	Maturity Duration
3130AWTQ3	FEDERAL HOME LOAN BANKS 4.625 09/11/2026	350,000.00	09/28/2023 4.99%	346,472.00 347,777.82	101.01 4.05%	353,533.15 2,248.26	1.26% 5,755.33	Aaa/AA+ AA+	1.86 1.76
3130AXU63	FEDERAL HOME LOAN BANKS 4.625 11/17/2026	500,000.00	12/18/2023 4.23%	505,325.00 503,733.51	100.99 4.11%	504,960.17 10,534.72	1.80% 1,226.66	Aaa/AA+ AA+	2.05 1.90
3130AVBC5	FEDERAL HOME LOAN BANKS 4.5 03/12/2027	500,000.00	04/04/2024 4.43%	501,002.50 500,805.93	100.60 4.23%	503,009.53 3,062.50	1.79% 2,203.60	Aaa/AA+ AA+	2.36 2.21
3133EP6K6	FEDERAL FARM CREDIT BANKS FUNDING CORP 4.5 03/26/2027	250,000.00	03/26/2024 4.45%	250,355.00 250,283.94	100.79 4.15%	251,978.99 1,093.75	0.90% 1,695.06	Aaa/AA+ AA+	2.40 2.25
3130B0TY5	FEDERAL HOME LOAN BANKS 4.75 04/09/2027	325,000.00	04/10/2024 4.85%	324,142.00 324,302.14	101.60 4.05%	330,206.41 943.40	1.17% 5,904.27	Aaa/AA+ AA+	2.44 2.28
3133ERNP2	FEDERAL FARM CREDIT BANKS FUNDING CORP 4.0 08/06/2027	550,000.00	08/19/2024 3.92%	551,259.50 551,174.45	99.71 4.11%	548,412.29 5,194.44	1.95% (2,762.16)	Aaa/AA+ AA+	2.76 2.57
3130ATS57	FEDERAL HOME LOAN BANKS 4.5 03/10/2028	350,000.00	03/23/2023 3.82%	360,594.50 357,154.50	101.03 4.17%	353,604.38 2,231.25	1.26% (3,550.12)	Aaa/AA+ AA+	3.36 3.07
3133ERDH1	FEDERAL FARM CREDIT BANKS FUNDING CORP 4.75 04/30/2029	500,000.00	05/22/2024 4.50%	505,460.00 504,969.42	102.18 4.21%	510,900.84 65.97	1.82% 5,931.42	Aaa/AA+ AA+	4.50 4.02
Total Agency		5,070,000.00	4.20%	5,095,584.05 5,088,047.92	100.66 4.19%	5,103,099.98 38,848.26	18.15% 15,052.06	Aaa/AA+ AA+	2.28 2.12

AGENCY CMBS									
3137BVZ82	FHMS K-063 A2 3.43 01/25/2027	275,000.00	06/07/2023 4.53%	264,999.02 268,910.10	97.89 4.42%	269,194.01 786.04	0.96% 283.90	Aaa/AA+ AAA	2.24 1.98
3137F2LJ3	FHMS K-066 A2 3.117 06/25/2027	325,000.00	04/18/2024 5.06%	307,036.13 310,077.63	96.66 4.48%	314,160.70 844.19	1.12% 4,083.07	Aaa/AA+ AAA	2.65 2.37
3137FBBX3	FHMS K-068 A2 3.244 08/25/2027	350,000.00	04/18/2024 5.04%	330,832.03 333,911.74	96.68 4.49%	338,380.35 946.17	1.20% 4,468.61	Aaa/AA+ AA+	2.82 2.58
3137FETN0	FHMS K-073 A2 3.35 01/25/2028	395,000.00	05/24/2023 4.27%	379,632.03 384,406.46	96.58 4.49%	381,508.14 1,102.71	1.36% (2,898.31)	Aaa/AA+ AAA	3.24 2.90
3137FKSH0	FHMS K-086 A2 3.859 11/25/2028	325,000.00	09/18/2024 3.82%	325,012.70 325,012.37	97.51 4.51%	316,895.15 1,045.15	1.13% (8,117.22)	Aaa/AA+ AA+	4.07 3.65
3137H5YC5	FHMS K-748 A2 2.26 01/25/2029	350,000.00	09/24/2024 3.79%	328,931.64 329,405.24	91.36 4.55%	319,773.58 659.17	1.14% (9,631.66)	Aaa/AA+ AAA	4.24 3.87
Total Agency CMBS		2,020,000.00	4.42%	1,936,443.55 1,951,723.54	96.09 4.49%	1,939,911.93 5,383.42	6.90% (11,811.61)	Aaa/AA+ AAA	3.23 2.91

CASH

HOLDINGS REPORT



Grossmont Healthcare District | Account #10892 | As of October 31, 2024

Cusip	Security Description	Par Value/ Units	Purchase Date Purchase Yield	Cost Value Book Value	Mkt Price Mkt YTM	Market Value Accrued Int.	% of Port. Gain/Loss	Moody's/ S&P/ Fitch	Maturity Duration
CCYUSD	Cash	220,544.28	-- 0.00%	220,544.28 220,544.28	1.00 0.00%	220,544.28 0.00	0.78% 0.00	Aaa/AAA AAA	0.00 0.00
Total Cash		220,544.28	0.00%	220,544.28	1.00 0.00%	220,544.28 0.00	0.78% 0.00	Aaa/AAA AAA	0.00 0.00

CORPORATE									
00440EAS6	CHUBB INA HOLDINGS LLC 3.15 03/15/2025	250,000.00	02/16/2022 2.13%	257,600.00 250,908.48	99.43 4.68%	248,580.38 1,006.25	0.88% (2,328.10)	A2/A A	0.37 0.37
69371RR73	PACCAR FINANCIAL CORP 2.85 04/07/2025	195,000.00	03/31/2022 2.86%	194,949.30 194,992.74	99.20 4.72%	193,440.98 370.50	0.69% (1,551.76)	A1/A+ NA	0.43 0.42
023135CE4	AMAZON.COM INC 3.0 04/13/2025	250,000.00	04/12/2022 2.89%	250,805.00 250,119.83	99.31 4.56%	248,275.54 375.00	0.88% (1,844.30)	A1/AA AA-	0.45 0.44
78016EZ59	ROYAL BANK OF CANADA 3.375 04/14/2025	250,000.00	-- 3.40%	249,799.10 249,969.94	99.45 4.60%	248,628.64 398.44	0.88% (1,341.30)	A1/A AA-	0.45 0.44
14913R2V8	CATERPILLAR FINANCIAL SERVICES CORP 3.4 05/13/2025	250,000.00	-- 3.61%	248,631.60 249,735.01	99.36 4.62%	248,405.22 3,966.67	0.88% (1,329.80)	A2/A A+	0.53 0.51
747525AF0	QUALCOMM INC 3.45 05/20/2025	250,000.00	02/07/2022 1.94%	261,155.00 251,168.63	99.34 4.66%	248,359.68 3,857.29	0.88% (2,808.95)	A2/A NA	0.55 0.53
89236TKC8	TOYOTA MOTOR CREDIT CORP 3.95 06/30/2025	300,000.00	06/29/2022 3.87%	300,681.00 300,149.75	99.60 4.56%	298,793.48 3,982.92	1.06% (1,356.26)	A1/A+ A+	0.66 0.64
931142EW9	WALMART INC 3.9 09/09/2025	60,000.00	09/06/2022 3.92%	59,958.00 59,988.04	99.59 4.39%	59,751.96 338.00	0.21% (236.09)	Aa2/AA AA	0.86 0.83
713448FQ6	PEPSICO INC 4.55 02/13/2026	65,000.00	02/13/2023 4.57%	64,962.30 64,984.04	100.21 4.37%	65,138.17 640.79	0.23% 154.13	A1/A+ NA	1.29 1.15
06051GHY8	BANK OF AMERICA CORP 2.015 02/13/2026	250,000.00	02/07/2022 2.34%	247,822.50 249,762.93	99.09 5.45%	247,716.11 1,091.46	0.88% (2,046.82)	A1/A- AA-	1.29 0.28
907818GE2	UNION PACIFIC CORP 4.75 02/21/2026	155,000.00	02/13/2023 4.77%	154,897.70 154,955.80	100.30 4.51%	155,458.82 1,431.60	0.55% 503.02	A3/A- A-	1.31 1.17
91324PEC2	UNITEDHEALTH GROUP INC 1.15 05/15/2026	250,000.00	02/24/2022 2.30%	238,427.50 245,783.61	95.09 4.49%	237,732.83 1,325.69	0.85% (8,050.77)	A2/A+ A	1.54 1.49
341081GR2	FLORIDA POWER & LIGHT CO 4.45 05/15/2026	325,000.00	05/18/2023 4.65%	323,245.00 324,097.52	100.12 4.37%	325,386.95 6,668.82	1.16% 1,289.42	A1/A A+	1.54 1.37
89115A2S0	TORONTO-DOMINION BANK 5.532 07/17/2026	325,000.00	11/15/2023 5.60%	324,424.75 324,631.67	101.35 4.70%	329,393.40 5,193.93	1.17% 4,761.73	A2/A- AA-	1.71 1.60
74340XBK6	PROLOGIS LP 3.25 10/01/2026	300,000.00	01/16/2024 4.53%	290,313.00 293,139.60	97.81 4.45%	293,439.26 812.50	1.04% 299.65	A3/A WR	1.92 1.83

HOLDINGS REPORT



Grossmont Healthcare District | Account #10892 | As of October 31, 2024

Cusip	Security Description	Par Value/ Units	Purchase Date Purchase Yield	Cost Value Book Value	Mkt Price Mkt YTM	Market Value Accrued Int.	% of Port. Gain/Loss	Moody's/ S&P/ Fitch	Maturity Duration
61747YEX9	MORGAN STANLEY 6.138 10/16/2026	300,000.00	10/24/2022 6.09%	300,324.00 300,104.12	101.14 5.75%	303,422.18 767.25	1.08% 3,318.05	A1/A- A+	1.96 0.92
26442CAS3	DUKE ENERGY CAROLINAS LLC 2.95 12/01/2026	350,000.00	04/10/2023 4.43%	332,755.50 340,138.59	97.03 4.46%	339,605.87 4,302.08	1.21% (532.71)	Aa3/A WR	2.08 1.97
46647PBA3	JPMORGAN CHASE & CO 3.96 01/29/2027	250,000.00	07/13/2022 4.66%	244,362.50 247,912.66	98.98 5.37%	247,454.45 2,530.00	0.88% (458.21)	A1/A- AA-	2.25 1.19
63743HFM9	NATIONAL RURAL UTILITIES COOPERATIVE FINANCE CORP 4.8 02/05/2027	300,000.00	01/25/2024 4.75%	300,432.00 300,322.48	100.71 4.46%	302,134.67 3,440.00	1.07% 1,812.20	A2/A- A	2.27 2.03
17275RBQ4	CISCO SYSTEMS INC 4.8 02/26/2027	145,000.00	02/21/2024 4.85%	144,811.50 144,854.33	100.87 4.40%	146,254.62 1,256.67	0.52% 1,400.30	A1/AA- NA	2.32 2.08
857477CL5	STATE STREET CORP 4.993 03/18/2027	305,000.00	03/13/2024 4.99%	305,000.00 305,000.00	100.96 4.56%	307,918.73 1,818.98	1.10% 2,918.73	A1/A AA-	2.38 2.14
665859AW4	NORTHERN TRUST CORP 4.0 05/10/2027	320,000.00	-- 4.73%	311,268.30 314,716.10	99.08 4.39%	317,063.05 6,080.00	1.13% 2,346.96	A2/A+ A+	2.52 2.33
437076DB5	HOME DEPOT INC 4.875 06/25/2027	350,000.00	06/20/2024 4.92%	349,538.00 349,592.43	101.24 4.37%	354,327.79 5,971.88	1.26% 4,735.36	A2/A A	2.65 2.35
02665WFK2	AMERICAN HONDA FINANCE CORP 4.9 07/09/2027	250,000.00	07/18/2024 4.73%	251,155.00 251,043.23	100.90 4.54%	252,247.35 3,777.08	0.90% 1,204.12	A3/A- NA	2.69 2.46
69371RT30	PACCAR FINANCIAL CORP 4.45 08/06/2027	355,000.00	08/01/2024 4.50%	354,527.85 354,565.36	100.20 4.37%	355,708.56 3,729.97	1.27% 1,143.20	A1/A+ NA	2.76 2.55
037833DB3	APPLE INC 2.9 09/12/2027	325,000.00	02/27/2023 4.62%	302,441.75 310,773.47	96.30 4.29%	312,967.16 1,282.85	1.11% 2,193.69	Aaa/AA+ NA	2.87 2.70
24422EWK1	JOHN DEERE CAPITAL CORP 4.15 09/15/2027	300,000.00	01/05/2023 4.63%	293,919.00 296,273.16	99.36 4.39%	298,092.43 1,590.83	1.06% 1,819.27	A1/A A+	2.87 2.66
756109AU8	REALTY INCOME CORP 3.65 01/15/2028	300,000.00	01/23/2023 4.57%	287,817.00 292,150.82	96.98 4.67%	290,945.33 3,224.17	1.04% (1,205.48)	A3/A- WR	3.21 2.95
46647PEAO	JPMORGAN CHASE & CO 5.04 01/23/2028	175,000.00	01/24/2024 4.99%	175,231.00 175,171.51	100.54 5.15%	175,939.25 2,401.00	0.63% 767.74	A1/A- AA-	3.23 2.06
06406RBG1	BANK OF NEW YORK MELLON CORP 3.992 06/13/2028	325,000.00	11/20/2023 5.75%	306,786.13 311,644.10	98.56 4.95%	320,330.72 4,973.37	1.14% 8,686.62	A1/A AA-	3.62 2.42
Total Corporate		7,825,000.00	4.29%	7,728,041.28 7,758,649.93	99.36 4.64%	7,772,913.57 78,605.97	27.65% 14,263.64	A1/A A+	1.92 1.62

US TREASURY

HOLDINGS REPORT



Grossmont Healthcare District | Account #10892 | As of October 31, 2024

Cusip	Security Description	Par Value/ Units	Purchase Date Purchase Yield	Cost Value Book Value	Mkt Price Mkt YTM	Market Value Accrued Int.	% of Port. Gain/Loss	Moody's/ S&P/ Fitch	Maturity Duration
91282CEQ0	UNITED STATES TREASURY 2.75 05/15/2025	1,000,000.00	-- 3.00%	992,949.23 998,702.42	99.10 4.46%	990,976.56 12,703.80	3.53% (7,725.86)	Aaa/AA+ AA+	0.54 0.52
91282CEU1	UNITED STATES TREASURY 2.875 06/15/2025	1,000,000.00	-- 3.51%	982,197.27 996,265.70	99.10 4.36%	990,957.03 10,918.72	3.53% (5,308.67)	Aaa/AA+ AA+	0.62 0.60
91282CEY3	UNITED STATES TREASURY 3.0 07/15/2025	1,000,000.00	-- 3.43%	988,242.19 997,136.61	99.11 4.30%	991,074.22 8,885.87	3.53% (6,062.39)	Aaa/AA+ AA+	0.70 0.68
91282CFK2	UNITED STATES TREASURY 3.5 09/15/2025	350,000.00	09/21/2022 3.94%	345,666.02 348,734.43	99.29 4.34%	347,511.72 1,590.47	1.24% (1,222.71)	Aaa/AA+ AA+	0.87 0.84
91282CFW6	UNITED STATES TREASURY 4.5 11/15/2025	250,000.00	12/23/2022 4.11%	252,636.72 250,948.12	100.18 4.32%	250,451.17 5,197.01	0.89% (496.95)	Aaa/AA+ AA+	1.04 0.98
91282CGE5	UNITED STATES TREASURY 3.875 01/15/2026	500,000.00	01/24/2023 3.87%	500,078.13 500,030.63	99.55 4.26%	497,753.91 5,738.79	1.77% (2,276.73)	Aaa/AA+ AA+	1.21 1.15
91282CGL9	UNITED STATES TREASURY 4.0 02/15/2026	500,000.00	02/27/2023 4.51%	492,988.28 496,950.58	99.70 4.24%	498,476.56 4,239.13	1.77% 1,525.98	Aaa/AA+ AA+	1.29 1.23
9128286S4	UNITED STATES TREASURY 2.375 04/30/2026	250,000.00	12/23/2022 4.01%	237,255.86 244,306.92	97.36 4.21%	243,408.20 16.40	0.87% (898.72)	Aaa/AA+ AA+	1.50 1.45
91282CHB0	UNITED STATES TREASURY 3.625 05/15/2026	500,000.00	05/22/2023 3.99%	494,921.88 497,386.26	99.11 4.23%	495,546.88 8,372.96	1.76% (1,839.39)	Aaa/AA+ AA+	1.54 1.45
91282CHM6	UNITED STATES TREASURY 4.5 07/15/2026	500,000.00	11/15/2023 4.72%	497,187.50 498,203.13	100.49 4.20%	502,441.41 6,664.40	1.79% 4,238.28	Aaa/AA+ AA+	1.70 1.61
91282CKJ9	UNITED STATES TREASURY 4.5 04/15/2027	575,000.00	-- 4.69%	571,959.96 572,473.67	100.84 4.14%	579,806.64 1,208.45	2.06% 7,332.97	Aaa/AA+ AA+	2.45 2.30
91282CFM8	UNITED STATES TREASURY 4.125 09/30/2027	500,000.00	09/28/2023 4.76%	488,476.56 491,621.47	100.02 4.12%	500,078.13 1,813.19	1.78% 8,456.66	Aaa/AA+ AA+	2.91 2.71
9128283F5	UNITED STATES TREASURY 2.25 11/15/2027	375,000.00	08/07/2023 4.26%	345,820.31 354,256.23	94.64 4.14%	354,916.99 3,897.76	1.26% 660.76	Aaa/AA+ AA+	3.04 2.86
91282CGH8	UNITED STATES TREASURY 3.5 01/31/2028	500,000.00	12/20/2023 3.99%	490,820.31 492,751.59	98.07 4.14%	490,371.10 4,422.55	1.74% (2,380.49)	Aaa/AA+ AA+	3.25 3.01
91282CGT2	UNITED STATES TREASURY 3.625 03/31/2028	500,000.00	02/28/2024 4.38%	485,937.50 488,256.12	98.37 4.14%	491,835.94 1,593.41	1.75% 3,579.82	Aaa/AA+ AA+	3.42 3.16
91282CHX2	UNITED STATES TREASURY 4.375 08/31/2028	500,000.00	09/13/2023 4.41%	499,257.81 499,427.29	100.73 4.17%	503,652.35 3,746.55	1.79% 4,225.06	Aaa/AA+ AA+	3.84 3.47
91282CKG5	UNITED STATES TREASURY 4.125 03/31/2029	450,000.00	09/25/2024 3.52%	461,250.00 461,004.10	99.84 4.17%	449,261.72 1,631.87	1.60% (11,742.38)	Aaa/AA+ AA+	4.41 3.98
91282CKX8	UNITED STATES TREASURY 4.25 06/30/2029	475,000.00	07/18/2024 4.09%	478,395.51 478,198.21	100.35 4.17%	476,651.37 6,802.31	1.70% (1,546.84)	Aaa/AA+ AA+	4.66 4.13

HOLDINGS REPORT



Grossmont Healthcare District | Account #10892 | As of October 31, 2024

Cusip	Security Description	Par Value/ Units	Purchase Date Purchase Yield	Cost Value Book Value	Mkt Price Mkt YTM	Market Value Accrued Int.	% of Port. Gain/Loss	Moody's/ S&P/ Fitch	Maturity Duration
91282CFLO	UNITED STATES TREASURY 3.875 09/30/2029	300,000.00	10/23/2024 4.07%	297,410.16 297,421.66	98.68 4.17%	296,050.78 1,021.98	1.05% (1,370.88)	Aaa/AA+ AA+	4.91 4.41
Total US Treasury		10,025,000.00	3.96%	9,903,451.20 9,964,075.13	99.28 4.24%	9,951,222.66 90,465.61	35.40% (12,852.48)	Aaa/AA+ AA+	2.06 1.90
Total Portfolio		28,276,249.74	4.14%	27,989,044.24 28,101,080.55	98.67 4.38%	28,110,378.79 218,346.70	100.00% 9,298.24	Aa2/AA- AA	2.21 1.85
Total Market Value + Accrued						28,328,725.48			

TRANSACTION LEDGER



Grossmont Healthcare District | Account #10892 | As of October 31, 2024

Transaction Type	Settlement Date	CUSIP	Quantity	Security Description	Price	Acq/Disp Yield	Amount	Interest Pur/Sold	Total Amount	Gain/Loss
ACQUISITIONS										
Purchase	10/17/2024	89239TAD4	90,000.00	TAOT 2024-D A3 4.4 06/15/2029	99.994	4.51%	(89,994.98)	0.00	(89,994.98)	0.00
Purchase	10/24/2024	91282CFL0	300,000.00	UNITED STATES TREASURY 3.875 09/30/2029	99.137	4.07%	(297,410.16)	(766.48)	(298,176.64)	0.00
Purchase	10/24/2024	92970QAE5	155,000.00	WF CARD ISSUANCE TRUST 2024-2 4.29 10/15/2029	99.985	4.29%	(154,976.97)	0.00	(154,976.97)	0.00
Total Purchase			545,000.00				(542,382.11)	(766.48)	(543,148.59)	0.00
TOTAL ACQUISITIONS			545,000.00				(542,382.11)	(766.48)	(543,148.59)	0.00
OTHER										
Sale	10/21/2024	3130AV7L0	(500,000.00)	FEDERAL HOME LOAN BANKS 5.0 02/28/2025	100.105	5.07%	500,525.00	(3,680.56)	504,205.56	642.86
Total Sale			(500,000.00)				500,525.00	(3,680.56)	504,205.56	642.86
TOTAL OTHER TRANSACTIONS			(500,000.00)				500,525.00	(3,680.56)	504,205.56	642.86
OTHER										
Cash Transfer	10/15/2024	CCYUSD	0.00	Cash		0.00%	0.00	0.00	0.00	0.00
Cash Transfer	10/22/2024	CCYUSD	(993.75)	Cash		0.00%	(993.75)	0.00	(993.75)	0.00
Cash Transfer	10/24/2024	CCYUSD	(0.00)	Cash		0.00%	(0.00)	0.00	(0.00)	0.00
Cash Transfer	10/31/2024	CCYUSD	137.83	Cash		0.00%	137.83	0.00	137.83	0.00
Total Cash Transfer			(855.92)				(855.92)	0.00	(855.92)	0.00
Coupon	10/01/2024	3137H5YC5	0.00	FHMS K-748 A2 2.26 01/25/2029		3.79%	659.17	0.00	659.17	0.00
Coupon	10/01/2024	3137FKSH0	0.00	FHMS K-086 A2 3.859 11/25/2028		3.82%	1,045.15	0.00	1,045.15	0.00
Coupon	10/01/2024	3137FETN0	0.00	FHMS K-073 A2 3.35 01/25/2028		4.24%	1,102.71	0.00	1,102.71	0.00
Coupon	10/01/2024	3137BVZ82	0.00	FHMS K-063 A2 3.43 01/25/2027		4.47%	786.04	0.00	786.04	0.00

TRANSACTION LEDGER



Grossmont Healthcare District | Account #10892 | As of October 31, 2024

Transaction Type	Settlement Date	CUSIP	Quantity	Security Description	Price	Acq/Disp Yield	Amount	Interest Pur/Sold	Total Amount	Gain/Loss
Coupon	10/01/2024	74340XBK6	0.00	PROLOGIS LP 3.25 10/01/2026		4.53%	4,875.00	0.00	4,875.00	0.00
Coupon	10/01/2024	3137FBBX3	0.00	FHMS K-068 A2 3.244 08/25/2027		5.01%	946.17	0.00	946.17	0.00
Coupon	10/01/2024	3137F2LJ3	0.00	FHMS K-066 A2 3.117 06/25/2027		5.04%	844.19	0.00	844.19	0.00
Coupon	10/07/2024	69371RR73	0.00	PACCAR FINANCIAL CORP 2.85 04/07/2025		2.86%	2,778.75	0.00	2,778.75	0.00
Coupon	10/09/2024	3130B0TY5	0.00	FEDERAL HOME LOAN BANKS 4.75 04/09/2027		4.85%	7,632.99	0.00	7,632.99	0.00
Coupon	10/13/2024	023135CE4	0.00	AMAZON.COM INC 3.0 04/13/2025		2.89%	3,750.00	0.00	3,750.00	0.00
Coupon	10/14/2024	78016EZ59	0.00	ROYAL BANK OF CANADA 3.375 04/14/2025		3.40%	3,543.75	0.00	3,543.75	0.00
Coupon	10/14/2024	78016EZ59	0.00	ROYAL BANK OF CANADA 3.375 04/14/2025		3.40%	675.00	0.00	675.00	0.00
Coupon	10/15/2024	43815BAC4	0.00	HAROT 2022-1 A3 1.88 05/15/2026		1.90%	79.18	0.00	79.18	0.00
Coupon	10/15/2024	448977AD0	0.00	HART 2022-A A3 2.22 10/15/2026		2.23%	126.53	0.00	126.53	0.00
Coupon	10/15/2024	47787JAC2	0.00	JDOT 2022 A3 0.36 09/15/2026		2.35%	65.93	0.00	65.93	0.00
Coupon	10/15/2024	02582JJT8	0.00	AMXCA 2022-2 A 3.39 05/17/2027		3.42%	466.13	0.00	466.13	0.00
Coupon	10/15/2024	89238FAD5	0.00	TAOT 2022-B A3 2.93 09/15/2026		3.47%	100.05	0.00	100.05	0.00
Coupon	10/15/2024	89238FAD5	0.00	TAOT 2022-B A3 2.93 09/15/2026		3.47%	266.80	0.00	266.80	0.00
Coupon	10/15/2024	47800AAC4	0.00	JDOT 2022-B A3 3.74 02/16/2027		3.78%	233.16	0.00	233.16	0.00
Coupon	10/15/2024	58770AAC7	0.00	MBART 2023-1 A3 4.51 11/15/2027		4.56%	296.48	0.00	296.48	0.00
Coupon	10/15/2024	448979AD6	0.00	HART 2023-A A3 4.58 04/15/2027		4.63%	496.17	0.00	496.17	0.00

TRANSACTION LEDGER



Grossmont Healthcare District | Account #10892 | As of October 31, 2024

Transaction Type	Settlement Date	CUSIP	Quantity	Security Description	Price	Acq/Disp Yield	Amount	Interest Pur/Sold	Total Amount	Gain/Loss
Coupon	10/15/2024	161571HV9	0.00	CHAIT 241 A 4.6 01/16/2029		4.65%	1,150.00	0.00	1,150.00	0.00
Coupon	10/15/2024	91282CKJ9	0.00	UNITED STATES TREASURY 4.5 04/15/2027		4.69%	5,062.50	0.00	5,062.50	0.00
Coupon	10/15/2024	91282CKJ9	0.00	UNITED STATES TREASURY 4.5 04/15/2027		4.69%	7,875.00	0.00	7,875.00	0.00
Coupon	10/15/2024	05522RDG0	0.00	BACCT 2023-1 A 4.79 05/15/2026		4.77%	1,496.88	0.00	1,496.88	0.00
Coupon	10/15/2024	02582JJR2	0.00	AMXCA 2021-1 A 0.9 11/15/2024		4.81%	187.50	0.00	187.50	0.00
Coupon	10/15/2024	05522RDJ4	0.00	BACCT 2024-1 A 4.93 03/15/2029		4.98%	431.38	0.00	431.38	0.00
Coupon	10/15/2024	47800RAD5	0.00	JDOT 2024 A3 4.96 11/15/2028		5.01%	206.67	0.00	206.67	0.00
Coupon	10/15/2024	448973AD9	0.00	HART 2024-A A3 4.99 02/15/2029		5.05%	353.46	0.00	353.46	0.00
Coupon	10/15/2024	47800BAC2	0.00	JDOT 2022-C A3 5.09 06/15/2027		5.15%	628.75	0.00	628.75	0.00
Coupon	10/15/2024	47786WAD2	0.00	JDOT 2024-B A3 5.2 03/15/2029		5.27%	303.33	0.00	303.33	0.00
Coupon	10/15/2024	58770JAD6	0.00	MBALT 2024-A A3 5.32 01/18/2028		5.39%	332.50	0.00	332.50	0.00
Coupon	10/16/2024	362585AC5	0.00	GMCAR 2022-2 A3 3.1 02/16/2027		3.13%	101.03	0.00	101.03	0.00
Coupon	10/16/2024	362583AD8	0.00	GMCAR 2023-2 A3 4.47 02/16/2028		4.51%	372.50	0.00	372.50	0.00
Coupon	10/16/2024	61747YEX9	0.00	MORGAN STANLEY 6.138 10/16/2026		6.09%	9,207.00	0.00	9,207.00	0.00
Coupon	10/20/2024	36269WAD1	0.00	GMALT 2024-2 A3 5.39 07/20/2027		5.45%	449.17	0.00	449.17	0.00
Coupon	10/21/2024	438123AC5	0.00	HAROT 2023-4 A3 5.67 06/21/2028		5.01%	1,181.25	0.00	1,181.25	0.00
Coupon	10/25/2024	05602RAD3	0.00	BMWOT 2022-A A3 3.21 08/25/2026		3.24%	87.53	0.00	87.53	0.00

TRANSACTION LEDGER



Grossmont Healthcare District | Account #10892 | As of October 31, 2024

Transaction Type	Settlement Date	CUSIP	Quantity	Security Description	Price	Acq/Disp Yield	Amount	Interest Pur/Sold	Total Amount	Gain/Loss
Coupon	10/25/2024	05593AAC3	0.00	BMWLT 2023-1 A3 5.16 11/25/2025		5.22%	75.59	0.00	75.59	0.00
Coupon	10/25/2024	096919AD7	0.00	BMWOT 2024-A A3 5.18 02/26/2029		5.24%	539.58	0.00	539.58	0.00
Coupon	10/25/2024	05592XAD2	0.00	BMWOT 2023-A A3 5.47 02/25/2028		5.54%	227.92	0.00	227.92	0.00
Coupon	10/28/2024	3133EPHH1	0.00	FEDERAL FARM CREDIT BANKS FUNDING CORP 4.0 04/28/2026		3.85%	9,600.00	0.00	9,600.00	0.00
Coupon	10/30/2024	3133ERDH1	0.00	FEDERAL FARM CREDIT BANKS FUNDING CORP 4.75 04/30/2029		4.50%	11,875.00	0.00	11,875.00	0.00
Coupon	10/31/2024	9128286S4	0.00	UNITED STATES TREASURY 2.375 04/30/2026		4.01%	2,968.75	0.00	2,968.75	0.00
Total Coupon			0.00				85,482.65	0.00	85,482.65	0.00
Principal Paydown	10/15/2024	43815BAC4	5,372.80	HAROT 2022-1 A3 1.88 05/15/2026		1.90%	5,372.80	--	5,372.80	(0.00)
Principal Paydown	10/15/2024	448977AD0	6,971.91	HART 2022-A A3 2.22 10/15/2026		2.23%	6,971.91	--	6,971.91	0.00
Principal Paydown	10/15/2024	47787JAC2	3,230.20	JDOT 2022 A3 0.36 09/15/2026		2.35%	3,230.20	--	3,230.20	(0.00)
Principal Paydown	10/15/2024	89238FAD5	3,613.26	TAOT 2022-B A3 2.93 09/15/2026		3.67%	3,613.26	--	3,613.26	0.00
Principal Paydown	10/15/2024	89238FAD5	9,635.35	TAOT 2022-B A3 2.93 09/15/2026		3.67%	9,635.35	--	9,635.35	(0.00)
Principal Paydown	10/15/2024	47800AAC4	4,075.30	JDOT 2022-B A3 3.74 02/16/2027		3.78%	4,075.30	--	4,075.30	0.00
Principal Paydown	10/15/2024	58770AAC7	4,682.16	MBART 2023-1 A3 4.51 11/15/2027		4.56%	4,682.16	--	4,682.16	0.00
Principal Paydown	10/15/2024	47800BAC2	7,068.29	JDOT 2022-C A3 5.09 06/15/2027		5.15%	7,068.29	--	7,068.29	0.00
Principal Paydown	10/16/2024	362585AC5	3,088.72	GMCAR 2022-2 A3 3.1 02/16/2027		3.13%	3,088.72	--	3,088.72	(0.00)
Principal Paydown	10/25/2024	05602RAD3	3,280.61	BMWOT 2022-A A3 3.21 08/25/2026		3.24%	3,280.61	--	3,280.61	(0.00)

TRANSACTION LEDGER



Grossmont Healthcare District | Account #10892 | As of October 31, 2024

Transaction Type	Settlement Date	CUSIP	Quantity	Security Description	Price	Acq/Disp Yield	Amount	Interest Pur/Sold	Total Amount	Gain/Loss
Principal Paydown	10/25/2024	05593AAC3	2,902.71	BMWLT 2023-1 A3 5.16 11/25/2025		5.22%	2,902.71	--	2,902.71	0.00
Total Principal Paydown			53,921.31				53,921.31	--	53,921.31	(0.00)
TOTAL OTHER TRANSACTIONS			53,065.39				138,548.04	0.00	138,548.04	(0.00)

INCOME EARNED



Grossmont Healthcare District | Account #10892 | As of October 31, 2024

Cusip	Security Description	Trade Date Settle Date Units	Book Value: Begin Book Value: Acq Book Value: Disp Book Value: End	Prior Accrued Inc. Received Ending Accrued Total Interest	Accr. Of Discount Amort. Of Premium Net Accret/Amort Income Earned	Total Income
CASH & EQUIVALENTS						
			120,939.27	0.00	0.00	
CCYUSD	Cash		0.00	0.00	0.00	0.00
		220,544.28	0.00	0.00	0.00	
			220,544.28	0.00	0.00	
			120,939.27	0.00	0.00	
			0.00	0.00	0.00	
			0.00	0.00	0.00	
Total Cash & Equivalents		220,544.28	220,544.28	0.00	0.00	0.00
FIXED INCOME						
00440EAS6	CHUBB INA HOLDINGS LLC 3.15 03/15/2025	02/16/2022 02/18/2022 250,000.00	251,118.64 0.00 0.00 250,908.48	350.00 0.00 1,006.25 656.25	0.00 (210.17) (210.17) 446.08	446.08
023135CE4	AMAZON.COM INC 3.0 04/13/2025	04/12/2022 04/14/2022 250,000.00	250,142.62 0.00 0.00 250,119.83	3,500.00 3,750.00 375.00 625.00	0.00 (22.79) (22.79) 602.21	602.21
02582JJR2	AMXCA 2021-1 A 0.9 11/15/2024	05/05/2022 05/09/2022 250,000.00	248,837.32 0.00 0.00 249,638.28	100.00 187.50 100.00 187.50	800.95 0.00 800.95 988.45	988.45
02582JJT8	AMXCA 2022-2 A 3.39 05/17/2027	05/17/2022 05/24/2022 165,000.00	164,989.41 0.00 0.00 164,990.86	248.60 466.13 248.60 466.13	1.45 0.00 1.45 467.58	467.58
02665WFK2	AMERICAN HONDA FINANCE CORP 4.9 07/09/2027	07/18/2024 07/19/2024 250,000.00	251,076.23 0.00 0.00 251,043.23	2,756.25 0.00 3,777.08 1,020.83	0.00 (33.00) (33.00) 987.83	987.83
037833DB3	APPLE INC 2.9 09/12/2027	02/27/2023 02/28/2023 325,000.00	310,351.44 0.00 0.00 310,773.47	497.43 0.00 1,282.85 785.42	422.03 0.00 422.03 1,207.45	1,207.45

INCOME EARNED



Grossmont Healthcare District | Account #10892 | As of October 31, 2024

Cusip	Security Description	Trade Date Settle Date Units	Book Value: Begin Book Value: Acq Book Value: Disp Book Value: End	Prior Accrued Inc. Received Ending Accrued Total Interest	Accr. Of Discount Amort. Of Premium Net Accret/Amort Income Earned	Total Income
05522RDG0	BACCT 2023-1 A 4.79 05/15/2026	12/20/2023 12/22/2023 375,000.00	375,395.76 0.00 0.00 375,375.00	798.33 1,496.88 798.33 1,496.88	0.00 (20.76) (20.76) 1,476.12	1,476.12
05522RDJ4	BACCT 2024-1 A 4.93 03/15/2029	06/06/2024 06/13/2024 105,000.00	104,994.48 0.00 0.00 104,994.59	230.07 431.38 230.07 431.38	0.11 0.00 0.11 431.49	431.49
05592XAD2	BMWOT 2023-A A3 5.47 02/25/2028	07/11/2023 07/18/2023 50,000.00	49,993.46 0.00 0.00 49,993.62	45.58 227.92 45.58 227.92	0.16 0.00 0.16 228.08	228.08
05593AAC3	BMWLT 2023-1 A3 5.16 11/25/2025	02/07/2023 02/15/2023 14,676.21	17,578.75 0.00 (2,902.71) 14,676.08	15.12 75.59 12.62 73.09	0.04 0.00 0.04 73.13	73.13
05602RAD3	BMWOT 2022-A A3 3.21 08/25/2026	05/10/2022 05/18/2022 29,441.29	32,721.34 0.00 (3,280.61) 29,440.80	17.51 87.53 15.75 85.77	0.08 0.00 0.08 85.85	85.85
06051GHY8	BANK OF AMERICA CORP 2.015 02/13/2026	02/07/2022 02/09/2022 250,000.00	249,692.27 0.00 0.00 249,762.93	671.67 0.00 1,091.46 419.79	70.66 0.00 70.66 490.46	490.46
06406RBG1	BANK OF NEW YORK MELLON CORP 3.992 06/13/2028	11/20/2023 11/20/2023 325,000.00	311,210.10 0.00 0.00 311,644.10	3,892.20 0.00 4,973.37 1,081.17	434.00 0.00 434.00 1,515.16	1,515.16
096919AD7	BMWOT 2024-A A3 5.18 02/26/2029	06/04/2024 06/11/2024 125,000.00	124,982.25 0.00 0.00 124,982.59	107.92 539.58 107.92 539.58	0.34 0.00 0.34 539.92	539.92
14913R2V8	CATERPILLAR FINANCIAL SERVICES CORP 3.4 05/13/2025	250,000.00	249,692.45 0.00 0.00 249,735.01	3,258.33 0.00 3,966.67 708.33	42.56 0.00 42.56 750.90	750.90

INCOME EARNED



Grossmont Healthcare District | Account #10892 | As of October 31, 2024

Cusip	Security Description	Trade Date Settle Date Units	Book Value: Begin Book Value: Acq Book Value: Disp Book Value: End	Prior Accrued Inc. Received Ending Accrued Total Interest	Accr. Of Discount Amort. Of Premium Net Accret/Amort Income Earned	Total Income
161571HV9	CHAIT 241 A 4.6 01/16/2029	02/07/2024 02/07/2024 300,000.00	299,960.31 0.00 0.00 299,961.09	613.33 1,150.00 613.33 1,150.00	0.78 0.00 0.78 1,150.78	1,150.78
17275RBQ4	CISCO SYSTEMS INC 4.8 02/26/2027	02/21/2024 02/26/2024 145,000.00	144,848.99 0.00 0.00 144,854.33	676.67 0.00 1,256.67 580.00	5.33 0.00 5.33 585.33	585.33
24422EWK1	JOHN DEERE CAPITAL CORP 4.15 09/15/2027	01/05/2023 01/09/2023 300,000.00	296,162.92 0.00 0.00 296,273.16	553.33 0.00 1,590.83 1,037.50	110.24 0.00 110.24 1,147.74	1,147.74
26442CAS3	DUKE ENERGY CAROLINAS LLC 2.95 12/01/2026	04/10/2023 04/12/2023 350,000.00	339,736.34 0.00 0.00 340,138.59	3,441.67 0.00 4,302.08 860.42	402.24 0.00 402.24 1,262.66	1,262.66
3130ATS57	FEDERAL HOME LOAN BANKS 4.5 03/10/2028	03/23/2023 03/23/2023 350,000.00	357,335.55 0.00 0.00 357,154.50	918.75 0.00 2,231.25 1,312.50	0.00 (181.05) (181.05) 1,131.45	1,131.45
3130AV7L0	FEDERAL HOME LOAN BANKS 5.0 02/28/2025	03/03/2023 03/03/2023 0.00	499,864.01 0.00 (499,882.14) 0.00	2,291.67 3,680.56 0.00 1,388.89	18.13 0.00 18.13 1,407.03	1,407.03
3130AVBC5	FEDERAL HOME LOAN BANKS 4.5 03/12/2027	04/04/2024 04/05/2024 500,000.00	500,834.95 0.00 0.00 500,805.93	1,187.50 0.00 3,062.50 1,875.00	0.00 (29.02) (29.02) 1,845.98	1,845.98
3130AWGR5	FEDERAL HOME LOAN BANKS 4.375 06/12/2026	07/10/2023 07/11/2023 350,000.00	348,379.69 0.00 0.00 348,460.84	4,636.28 0.00 5,912.33 1,276.04	81.15 0.00 81.15 1,357.19	1,357.19
3130AWTQ3	FEDERAL HOME LOAN BANKS 4.625 09/11/2026	09/28/2023 09/29/2023 350,000.00	347,676.36 0.00 0.00 347,777.82	899.31 0.00 2,248.26 1,348.96	101.45 0.00 101.45 1,450.41	1,450.41

INCOME EARNED



Grossmont Healthcare District | Account #10892 | As of October 31, 2024

Cusip	Security Description	Trade Date Settle Date Units	Book Value: Begin Book Value: Acq Book Value: Disp Book Value: End	Prior Accrued Inc. Received Ending Accrued Total Interest	Accr. Of Discount Amort. Of Premium Net Accret/Amort Income Earned	Total Income
3130AXU63	FEDERAL HOME LOAN BANKS 4.625 11/17/2026	12/18/2023 12/19/2023 500,000.00	503,888.65 0.00 0.00 503,733.51	8,607.64 0.00 10,534.72 1,927.08	0.00 (155.15) (155.15) 1,771.94	1,771.94
3130BOTY5	FEDERAL HOME LOAN BANKS 4.75 04/09/2027	04/10/2024 04/11/2024 325,000.00	324,277.80 0.00 0.00 324,302.14	7,289.93 7,632.99 943.40 1,286.46	24.33 0.00 24.33 1,310.80	1,310.80
3133ENPG9	FEDERAL FARM CREDIT BANKS FUNDING CORP 1.75 02/14/2025	02/10/2022 02/15/2022 265,000.00	264,912.12 0.00 0.00 264,932.15	605.45 0.00 991.91 386.46	20.03 0.00 20.03 406.49	406.49
3133EP6K6	FEDERAL FARM CREDIT BANKS FUNDING CORP 4.5 03/26/2027	03/26/2024 03/27/2024 250,000.00	250,293.99 0.00 0.00 250,283.94	156.25 0.00 1,093.75 937.50	0.00 (10.06) (10.06) 927.44	927.44
3133EPCR4	FEDERAL FARM CREDIT BANKS FUNDING CORP 4.75 03/09/2026	03/23/2023 03/23/2023 350,000.00	353,476.46 0.00 0.00 353,270.80	1,015.97 0.00 2,401.39 1,385.42	0.00 (205.67) (205.67) 1,179.75	1,179.75
3133EPHH1	FEDERAL FARM CREDIT BANKS FUNDING CORP 4.0 04/28/2026	05/15/2023 05/16/2023 480,000.00	481,040.23 0.00 0.00 480,984.05	8,160.00 9,600.00 160.00 1,600.00	0.00 (56.18) (56.18) 1,543.82	1,543.82
3133EPQC2	FEDERAL FARM CREDIT BANKS FUNDING CORP 4.625 07/17/2026	08/07/2023 08/08/2023 300,000.00	300,208.26 0.00 0.00 300,198.39	2,852.08 0.00 4,008.33 1,156.25	0.00 (9.87) (9.87) 1,146.38	1,146.38
3133ERDH1	FEDERAL FARM CREDIT BANKS FUNDING CORP 4.75 04/30/2029	05/22/2024 05/23/2024 500,000.00	505,063.29 0.00 0.00 504,969.42	9,961.81 11,875.00 65.97 1,979.17	0.00 (93.88) (93.88) 1,885.29	1,885.29
3133ERNP2	FEDERAL FARM CREDIT BANKS FUNDING CORP 4.0 08/06/2027	08/19/2024 08/20/2024 550,000.00	551,210.56 0.00 0.00 551,174.45	3,361.11 0.00 5,194.44 1,833.33	0.00 (36.12) (36.12) 1,797.21	1,797.21

INCOME EARNED



Grossmont Healthcare District | Account #10892 | As of October 31, 2024

Cusip	Security Description	Trade Date Settle Date Units	Book Value: Begin Book Value: Acq Book Value: Disp Book Value: End	Prior Accrued Inc. Received Ending Accrued Total Interest	Accr. Of Discount Amort. Of Premium Net Accret/Amort Income Earned	Total Income
3137BVZ82	FHMS K-063 A2 3.43 01/25/2027	06/07/2023 06/12/2023 275,000.00	268,671.44 0.00 0.00 268,910.10	786.04 786.04 786.04 786.04	238.67 0.00 238.67 1,024.71	1,024.71
3137F2LJ3	FHMS K-066 A2 3.117 06/25/2027	04/18/2024 04/23/2024 325,000.00	309,586.56 0.00 0.00 310,077.63	844.19 844.19 844.19 844.19	491.08 0.00 491.08 1,335.27	1,335.27
3137FBBX3	FHMS K-068 A2 3.244 08/25/2027	04/18/2024 04/23/2024 350,000.00	333,414.49 0.00 0.00 333,911.74	946.17 946.17 946.17 946.17	497.24 0.00 497.24 1,443.41	1,443.41
3137FETNO	FHMS K-073 A2 3.35 01/25/2028	05/24/2023 05/30/2023 395,000.00	384,122.37 0.00 0.00 384,406.46	1,102.71 1,102.71 1,102.71 1,102.71	284.08 0.00 284.08 1,386.79	1,386.79
3137FKSHO	FHMS K-086 A2 3.859 11/25/2028	09/18/2024 09/23/2024 325,000.00	325,012.63 0.00 0.00 325,012.37	1,045.15 1,045.15 1,045.15 1,045.15	0.00 (0.26) (0.26) 1,044.89	1,044.89
3137H5YC5	FHMS K-748 A2 2.26 01/25/2029	09/24/2024 09/27/2024 350,000.00	328,985.77 0.00 0.00 329,405.24	659.17 659.17 659.17 659.17	419.47 0.00 419.47 1,078.64	1,078.64
341081GR2	FLORIDA POWER & LIGHT CO 4.45 05/15/2026	05/18/2023 05/22/2023 325,000.00	324,047.56 0.00 0.00 324,097.52	5,463.61 0.00 6,668.82 1,205.21	49.96 0.00 49.96 1,255.17	1,255.17
362583AD8	GMCAR 2023-2 A3 4.47 02/16/2028	04/04/2023 04/12/2023 100,000.00	99,998.09 0.00 0.00 99,998.13	186.25 372.50 186.25 372.50	0.05 0.00 0.05 372.55	372.55
362585AC5	GMCAR 2022-2 A3 3.1 02/16/2027	04/05/2022 04/13/2022 36,018.90	39,104.65 0.00 (3,088.72) 36,016.26	50.51 101.03 46.52 97.04	0.33 0.00 0.33 97.37	97.37

INCOME EARNED



Grossmont Healthcare District | Account #10892 | As of October 31, 2024

Cusip	Security Description	Trade Date Settle Date Units	Book Value: Begin Book Value: Acq Book Value: Disp Book Value: End	Prior Accrued Inc. Received Ending Accrued Total Interest	Accr. Of Discount Amort. Of Premium Net Accret/Amort Income Earned	Total Income
36269WAD1	GMALT 2024-2 A3 5.39 07/20/2027	05/07/2024 05/16/2024 100,000.00	99,994.88 0.00 0.00 99,995.04	164.69 449.17 164.69 449.17	0.16 0.00 0.16 449.33	449.33
437076DB5	HOME DEPOT INC 4.875 06/25/2027	06/20/2024 06/25/2024 350,000.00	349,579.35 0.00 0.00 349,592.43	4,550.00 0.00 5,971.88 1,421.88	13.08 0.00 13.08 1,434.95	1,434.95
438123AC5	HAROT 2023-4 A3 5.67 06/21/2028	12/07/2023 12/11/2023 250,000.00	252,946.90 0.00 0.00 252,862.70	393.75 1,181.25 393.75 1,181.25	0.00 (84.20) (84.20) 1,097.05	1,097.05
43815BAC4	HAROT 2022-1 A3 1.88 05/15/2026	02/15/2022 02/23/2022 45,168.09	50,538.26 0.00 (5,372.80) 45,165.87	42.23 79.18 37.74 74.69	0.40 0.00 0.40 75.09	75.09
448973AD9	HART 2024-A A3 4.99 02/15/2029	03/20/2024 03/20/2024 85,000.00	84,983.30 0.00 0.00 84,983.62	188.51 353.46 188.51 353.46	0.32 0.00 0.32 353.78	353.78
448977AD0	HART 2022-A A3 2.22 10/15/2026	03/09/2022 03/16/2022 61,423.06	68,394.15 0.00 (6,971.91) 61,422.36	67.48 126.53 60.60 119.65	0.11 0.00 0.11 119.77	119.77
448979AD6	HART 2023-A A3 4.58 04/15/2027	04/04/2023 04/12/2023 130,000.00	129,991.97 0.00 0.00 129,992.24	264.62 496.17 264.62 496.17	0.27 0.00 0.27 496.44	496.44
46647PBA3	JPMORGAN CHASE & CO 3.96 01/29/2027	07/13/2022 07/15/2022 250,000.00	247,770.13 0.00 0.00 247,912.66	1,705.00 0.00 2,530.00 825.00	142.53 0.00 142.53 967.53	967.53
46647PEAO	JPMORGAN CHASE & CO 5.04 01/23/2028	01/24/2024 01/24/2024 175,000.00	175,178.05 0.00 0.00 175,171.51	1,666.00 0.00 2,401.00 735.00	0.00 (6.54) (6.54) 728.46	728.46

INCOME EARNED



Grossmont Healthcare District | Account #10892 | As of October 31, 2024

Cusip	Security Description	Trade Date Settle Date Units	Book Value: Begin Book Value: Acq Book Value: Disp Book Value: End	Prior Accrued Inc. Received Ending Accrued Total Interest	Accr. Of Discount Amort. Of Premium Net Accret/Amort Income Earned	Total Income
47786WAD2	JDOT 2024-B A3 5.2 03/15/2029	06/11/2024 06/18/2024 70,000.00	69,987.15 0.00 0.00 69,987.40	161.78 303.33 161.78 303.33	0.25 0.00 0.25 303.58	303.58
47787JAC2	JDOT 2022 A3 0.36 09/15/2026	03/10/2022 03/16/2022 30,874.04	34,101.25 0.00 (3,230.20) 30,871.45	35.17 65.93 31.83 62.60	0.40 0.00 0.40 63.00	63.00
47800AAC4	JDOT 2022-B A3 3.74 02/16/2027	07/12/2022 07/20/2022 70,736.72	74,808.94 0.00 (4,075.30) 70,733.92	124.35 233.16 117.58 226.39	0.27 0.00 0.27 226.66	226.66
47800BAC2	JDOT 2022-C A3 5.09 06/15/2027	10/12/2022 10/19/2022 141,163.89	148,226.17 0.00 (7,068.29) 141,158.35	335.33 628.75 319.34 612.76	0.47 0.00 0.47 613.23	613.23
47800RAD5	JDOT 2024 A3 4.96 11/15/2028	03/11/2024 03/19/2024 50,000.00	49,997.52 0.00 0.00 49,997.57	110.22 206.67 110.22 206.67	0.05 0.00 0.05 206.72	206.72
58770AAC7	MBART 2023-1 A3 4.51 11/15/2027	01/18/2023 01/25/2023 74,203.45	78,879.63 0.00 (4,682.16) 74,197.99	158.12 296.48 148.74 287.09	0.51 0.00 0.51 287.60	287.60
58770JAD6	MBALT 2024-A A3 5.32 01/18/2028	05/17/2024 05/23/2024 75,000.00	74,992.09 0.00 0.00 74,992.29	177.33 332.50 177.33 332.50	0.20 0.00 0.20 332.70	332.70
61747YEX9	MORGAN STANLEY 6.138 10/16/2026	10/24/2022 10/26/2022 300,000.00	300,113.37 0.00 0.00 300,104.12	8,439.75 9,207.00 767.25 1,534.50	0.00 (9.25) (9.25) 1,525.25	1,525.25
63743HFM9	NATIONAL RURAL UTILITIES COOPERATIVE FINANCE CORP 4.8 02/05/2027	01/25/2024 02/05/2024 300,000.00	300,335.05 0.00 0.00 300,322.48	2,240.00 0.00 3,440.00 1,200.00	0.00 (12.57) (12.57) 1,187.43	1,187.43

INCOME EARNED



Grossmont Healthcare District | Account #10892 | As of October 31, 2024

Cusip	Security Description	Trade Date Settle Date Units	Book Value: Begin Book Value: Acq Book Value: Disp Book Value: End	Prior Accrued Inc. Received Ending Accrued Total Interest	Accr. Of Discount Amort. Of Premium Net Accret/Amort Income Earned	Total Income
665859AW4	NORTHERN TRUST CORP 4.0 05/10/2027	320,000.00	314,538.05 0.00 0.00 314,716.10	5,013.33 0.00 6,080.00 1,066.67	178.04 0.00 178.04 1,244.71	1,244.71
69371RR73	PACCAR FINANCIAL CORP 2.85 04/07/2025	03/31/2022 04/07/2022 195,000.00	194,991.30 0.00 0.00 194,992.74	2,686.13 2,778.75 370.50 463.13	1.43 0.00 1.43 464.56	464.56
69371RT30	PACCAR FINANCIAL CORP 4.45 08/06/2027	08/01/2024 08/06/2024 355,000.00	354,552.00 0.00 0.00 354,565.36	2,413.51 0.00 3,729.97 1,316.46	13.37 0.00 13.37 1,329.83	1,329.83
713448FQ6	PEPSICO INC 4.55 02/13/2026	02/13/2023 02/15/2023 65,000.00	64,982.99 0.00 0.00 64,984.04	394.33 0.00 640.79 246.46	1.05 0.00 1.05 247.51	247.51
74340XBK6	PROLOGIS LP 3.25 10/01/2026	01/16/2024 01/18/2024 300,000.00	292,835.35 0.00 0.00 293,139.60	4,875.00 4,875.00 812.50 812.50	304.25 0.00 304.25 1,116.75	1,116.75
747525AF0	QUALCOMM INC 3.45 05/20/2025	02/07/2022 02/09/2022 250,000.00	251,495.01 0.00 0.00 251,168.63	3,138.54 0.00 3,857.29 718.75	0.00 (326.37) (326.37) 392.38	392.38
756109AU8	REALTY INCOME CORP 3.65 01/15/2028	01/23/2023 01/25/2023 300,000.00	291,942.85 0.00 0.00 292,150.82	2,311.67 0.00 3,224.17 912.50	207.97 0.00 207.97 1,120.47	1,120.47
78016EZ59	ROYAL BANK OF CANADA 3.375 04/14/2025	04/14/2022 250,000.00	249,964.26 0.00 0.00 249,969.94	3,914.06 4,218.75 398.44 703.13	5.68 0.00 5.68 708.81	708.81
857477CL5	STATE STREET CORP 4.993 03/18/2027	03/13/2024 03/18/2024 305,000.00	305,000.00 0.00 0.00 305,000.00	549.92 0.00 1,818.98 1,269.05	0.00 0.00 0.00 1,269.05	1,269.05

INCOME EARNED



Grossmont Healthcare District | Account #10892 | As of October 31, 2024

Cusip	Security Description	Trade Date Settle Date Units	Book Value: Begin Book Value: Acq Book Value: Disp Book Value: End	Prior Accrued Inc. Received Ending Accrued Total Interest	Accr. Of Discount Amort. Of Premium Net Accret/Amort Income Earned	Total Income
89115A2S0	TORONTO-DOMINION BANK 5.532 07/17/2026	11/15/2023 11/17/2023 325,000.00	324,613.35 0.00 0.00 324,631.67	3,695.68 0.00 5,193.93 1,498.25	18.33 0.00 18.33 1,516.58	1,516.58
89236TKC8	TOYOTA MOTOR CREDIT CORP 3.95 06/30/2025	06/29/2022 06/30/2022 300,000.00	300,169.01 0.00 0.00 300,149.75	2,995.42 0.00 3,982.92 987.50	0.00 (19.26) (19.26) 968.24	968.24
89238FAD5	TAOT 2022-B A3 2.93 09/15/2026	136,999.81	149,835.40 0.00 (13,248.61) 136,639.56	195.66 366.86 178.40 349.60	52.77 0.00 52.77 402.37	402.37
89239TAD4	TAOT 2024-D A3 4.4 06/15/2029	10/10/2024 10/17/2024 90,000.00	0.00 89,994.98 0.00 89,995.02	0.00 0.00 154.00 154.00	0.04 0.00 0.04 154.04	154.04
907818GE2	UNION PACIFIC CORP 4.75 02/21/2026	02/13/2023 02/21/2023 155,000.00	154,952.93 0.00 0.00 154,955.80	818.06 0.00 1,431.60 613.54	2.87 0.00 2.87 616.41	616.41
9128283F5	UNITED STATES TREASURY 2.25 11/15/2027	08/07/2023 08/08/2023 375,000.00	353,676.38 0.00 0.00 354,256.23	3,186.99 0.00 3,897.76 710.77	579.85 0.00 579.85 1,290.62	1,290.62
9128286S4	UNITED STATES TREASURY 2.375 04/30/2026	12/23/2022 12/27/2022 250,000.00	243,983.10 0.00 0.00 244,306.92	2,484.71 2,968.75 16.40 500.44	323.83 0.00 323.83 824.26	824.26
91282CEQ0	UNITED STATES TREASURY 2.75 05/15/2025	1,000,000.00	998,496.13 0.00 0.00 998,702.42	10,387.23 0.00 12,703.80 2,316.58	206.28 0.00 206.28 2,522.86	2,522.86
91282CEU1	UNITED STATES TREASURY 2.875 06/15/2025	1,000,000.00	995,753.47 0.00 0.00 996,265.70	8,483.61 0.00 10,918.72 2,435.11	512.23 0.00 512.23 2,947.34	2,947.34

INCOME EARNED



Grossmont Healthcare District | Account #10892 | As of October 31, 2024

Cusip	Security Description	Trade Date Settle Date Units	Book Value: Begin Book Value: Acq Book Value: Disp Book Value: End	Prior Accrued Inc. Received Ending Accrued Total Interest	Accr. Of Discount Amort. Of Premium Net Accret/Amort Income Earned	Total Income
91282CEY3	UNITED STATES TREASURY 3.0 07/15/2025	1,000,000.00	996,789.88 0.00 0.00 997,136.61	6,358.70 0.00 8,885.87 2,527.17	346.74 0.00 346.74 2,873.91	2,873.91
91282CFK2	UNITED STATES TREASURY 3.5 09/15/2025	09/21/2022 09/22/2022 350,000.00	348,611.06 0.00 0.00 348,734.43	541.44 0.00 1,590.47 1,049.03	123.37 0.00 123.37 1,172.41	1,172.41
91282CFL0	UNITED STATES TREASURY 3.875 09/30/2029	10/23/2024 10/24/2024 300,000.00	0.00 297,410.16 0.00 297,421.66	0.00 (766.48) 1,021.98 255.50	11.50 0.00 11.50 267.00	267.00
91282CFM8	UNITED STATES TREASURY 4.125 09/30/2027	09/28/2023 09/29/2023 500,000.00	491,377.12 0.00 0.00 491,621.47	56.66 0.00 1,813.19 1,756.52	244.34 0.00 244.34 2,000.87	2,000.87
91282CFW6	UNITED STATES TREASURY 4.5 11/15/2025	12/23/2022 12/27/2022 250,000.00	251,025.67 0.00 0.00 250,948.12	4,249.32 0.00 5,197.01 947.69	0.00 (77.55) (77.55) 870.14	870.14
91282CGE5	UNITED STATES TREASURY 3.875 01/15/2026	01/24/2023 01/25/2023 500,000.00	500,032.79 0.00 0.00 500,030.63	4,106.66 0.00 5,738.79 1,632.13	0.00 (2.16) (2.16) 1,629.97	1,629.97
91282CGH8	UNITED STATES TREASURY 3.5 01/31/2028	12/20/2023 12/21/2023 500,000.00	492,562.13 0.00 0.00 492,751.59	2,948.37 0.00 4,422.55 1,474.18	189.46 0.00 189.46 1,663.65	1,663.65
91282CGL9	UNITED STATES TREASURY 4.0 02/15/2026	02/27/2023 02/28/2023 500,000.00	496,749.88 0.00 0.00 496,950.58	2,554.35 0.00 4,239.13 1,684.78	200.70 0.00 200.70 1,885.49	1,885.49
91282CGT2	UNITED STATES TREASURY 3.625 03/31/2028	02/28/2024 02/29/2024 500,000.00	487,963.93 0.00 0.00 488,256.12	49.79 0.00 1,593.41 1,543.61	292.18 0.00 292.18 1,835.80	1,835.80

INCOME EARNED



Grossmont Healthcare District | Account #10892 | As of October 31, 2024

Cusip	Security Description	Trade Date Settle Date Units	Book Value: Begin Book Value: Acq Book Value: Disp Book Value: End	Prior Accrued Inc. Received Ending Accrued Total Interest	Accr. Of Discount Amort. Of Premium Net Accret/Amort Income Earned	Total Income
91282CHB0	UNITED STATES TREASURY 3.625 05/15/2026	05/22/2023 05/23/2023 500,000.00	497,241.57 0.00 0.00 497,386.26	6,846.13 0.00 8,372.96 1,526.83	144.69 0.00 144.69 1,671.52	1,671.52
91282CHM6	UNITED STATES TREASURY 4.5 07/15/2026	11/15/2023 11/16/2023 500,000.00	498,113.43 0.00 0.00 498,203.13	4,769.02 0.00 6,664.40 1,895.38	89.70 0.00 89.70 1,985.08	1,985.08
91282CHX2	UNITED STATES TREASURY 4.375 08/31/2028	09/13/2023 09/14/2023 500,000.00	499,414.60 0.00 0.00 499,427.29	1,873.27 0.00 3,746.55 1,873.27	12.69 0.00 12.69 1,885.96	1,885.96
91282CKG5	UNITED STATES TREASURY 4.125 03/31/2029	09/25/2024 09/26/2024 450,000.00	461,215.85 0.00 0.00 461,004.10	51.00 0.00 1,631.87 1,580.87	0.00 (211.75) (211.75) 1,369.12	1,369.12
91282CKJ9	UNITED STATES TREASURY 4.5 04/15/2027	575,000.00	572,386.17 0.00 0.00 572,473.67	11,947.75 12,937.50 1,208.45 2,198.20	87.50 0.00 87.50 2,285.71	2,285.71
91282CKX8	UNITED STATES TREASURY 4.25 06/30/2029	07/18/2024 07/19/2024 475,000.00	478,256.46 0.00 0.00 478,198.21	5,101.73 0.00 6,802.31 1,700.58	0.00 (58.25) (58.25) 1,642.33	1,642.33
91324PEC2	UNITEDHEALTH GROUP INC 1.15 05/15/2026	02/24/2022 02/28/2022 250,000.00	245,550.20 0.00 0.00 245,783.61	1,086.11 0.00 1,325.69 239.58	233.41 0.00 233.41 472.99	472.99
92970QAE5	WF CARD ISSUANCE TRUST 2024-2 4.29 10/15/2029	10/17/2024 10/24/2024 155,000.00	0.00 154,976.97 0.00 154,977.07	0.00 0.00 129.30 129.30	0.10 0.00 0.10 129.40	129.40
931142EW9	WALMART INC 3.9 09/09/2025	09/06/2022 09/09/2022 60,000.00	59,986.86 0.00 0.00 59,988.04	143.00 0.00 338.00 195.00	1.19 0.00 1.19 196.19	196.19

INCOME EARNED



Grossmont Healthcare District | Account #10892 | As of October 31, 2024

Cusip	Security Description	Trade Date Settle Date Units	Book Value: Begin Book Value: Acq Book Value: Disp Book Value: End	Prior Accrued Inc. Received Ending Accrued Total Interest	Accr. Of Discount Amort. Of Premium Net Accret/Amort Income Earned	Total Income
			27,884,767.91	215,853.03	9,061.58	
			542,382.11	88,396.73	(1,871.88)	
			(553,803.45)	218,346.70	7,189.70	
Total Fixed Income		28,055,705.47	27,880,536.27	90,890.39	98,080.09	98,080.09
			28,005,707.18	215,853.03	9,061.58	
			542,382.11	88,396.73	(1,871.88)	
			(553,803.45)	218,346.70	7,189.70	
TOTAL PORTFOLIO		28,276,249.74	28,101,080.55	90,890.39	98,080.09	98,080.09

CASH FLOW REPORT



Grossmont Healthcare District | Account #10892 | As of October 31, 2024

Payment Date	Transaction Type	CUSIP	Quantity	Security Description	Principal Amount	Income	Total Amount
NOVEMBER 2024							
11/12/2024	Coupon	665859AW4	320,000.00	NORTHERN TRUST CORP 4.0 05/10/2027		6,400.00	6,400.00
11/13/2024	Coupon	14913R2V8	250,000.00	CATERPILLAR FINANCIAL SERVICES CORP 3.4 05/13/2025		4,250.00	4,250.00
11/15/2024	Coupon	02582JJR2	250,000.00	AMXCA 2021-1 A 0.9 11/15/2024		187.50	187.50
11/15/2024	Final Maturity	02582JJR2	250,000.00	AMXCA 2021-1 A 0.9 11/15/2024	250,000.00		250,000.00
11/15/2024	Coupon	02582JJT8	165,000.00	AMXCA 2022-2 A 3.39 05/17/2027		466.13	466.13
11/15/2024	Coupon	05522RDG0	375,000.00	BACCT 2023-1 A 4.79 05/15/2026		1,496.88	1,496.88
11/15/2024	Coupon	05522RDJ4	105,000.00	BACCT 2024-1 A 4.93 03/15/2029		431.38	431.38
11/15/2024	Coupon	161571HV9	300,000.00	CHAIT 241 A 4.6 01/16/2029		1,150.00	1,150.00
11/15/2024	Coupon	341081GR2	325,000.00	FLORIDA POWER & LIGHT CO 4.45 05/15/2026		7,231.25	7,231.25
11/15/2024	Coupon	43815BAC4	45,168.09	HAROT 2022-1 A3 1.88 05/15/2026		70.76	70.76
11/15/2024	Principal Paydown	43815BAC4	45,168.09	HAROT 2022-1 A3 1.88 05/15/2026	5,052.08		5,052.08
11/15/2024	Coupon	448973AD9	85,000.00	HART 2024-A A3 4.99 02/15/2029		353.46	353.46
11/15/2024	Coupon	448977AD0	61,423.06	HART 2022-A A3 2.22 10/15/2026		113.51	113.51
11/15/2024	Principal Paydown	448977AD0	61,423.06	HART 2022-A A3 2.22 10/15/2026	6,750.49		6,750.49
11/15/2024	Coupon	448979AD6	130,000.00	HART 2023-A A3 4.58 04/15/2027		496.17	496.17
11/15/2024	Coupon	47786WAD2	70,000.00	JDOT 2024-B A3 5.2 03/15/2029		303.33	303.33
11/15/2024	Coupon	47787JAC2	30,874.04	JDOT 2022 A3 0.36 09/15/2026		57.28	57.28
11/15/2024	Principal Paydown	47787JAC2	30,874.04	JDOT 2022 A3 0.36 09/15/2026	4,057.05		4,057.05
11/15/2024	Coupon	47800AAC4	70,736.72	JDOT 2022-B A3 3.74 02/16/2027		220.46	220.46
11/15/2024	Principal Paydown	47800AAC4	70,736.72	JDOT 2022-B A3 3.74 02/16/2027	5,046.16		5,046.16
11/15/2024	Coupon	47800BAC2	141,163.89	JDOT 2022-C A3 5.09 06/15/2027		598.77	598.77
11/15/2024	Principal Paydown	47800BAC2	141,163.89	JDOT 2022-C A3 5.09 06/15/2027	7,355.00		7,355.00
11/15/2024	Coupon	47800RAD5	50,000.00	JDOT 2024 A3 4.96 11/15/2028		206.67	206.67
11/15/2024	Coupon	58770AAC7	74,203.45	MBART 2023-1 A3 4.51 11/15/2027		282.14	282.14
11/15/2024	Principal Paydown	58770AAC7	74,203.45	MBART 2023-1 A3 4.51 11/15/2027	4,248.95		4,248.95
11/15/2024	Coupon	58770JAD6	75,000.00	MBALT 2024-A A3 5.32 01/18/2028		332.54	332.54
11/15/2024	Coupon	89238FAD5	136,999.81	TAOT 2022-B A3 2.93 09/15/2026		330.41	330.41
11/15/2024	Principal Paydown	89238FAD5	136,999.81	TAOT 2022-B A3 2.93 09/15/2026	12,992.93		12,992.93
11/15/2024	Coupon	89239TAD4	90,000.00	TAOT 2024-D A3 4.4 06/15/2029		312.90	312.90
11/15/2024	Coupon	9128283F5	375,000.00	UNITED STATES TREASURY 2.25 11/15/2027		4,218.75	4,218.75

CASH FLOW REPORT



Grossmont Healthcare District | Account #10892 | As of October 31, 2024

Payment Date	Transaction Type	CUSIP	Quantity	Security Description	Principal Amount	Income	Total Amount
11/15/2024	Coupon	91282CEQ0	1,000,000.00	UNITED STATES TREASURY 2.75 05/15/2025		13,750.00	13,750.00
11/15/2024	Coupon	91282CFW6	250,000.00	UNITED STATES TREASURY 4.5 11/15/2025		5,625.00	5,625.00
11/15/2024	Coupon	91282CHB0	500,000.00	UNITED STATES TREASURY 3.625 05/15/2026		9,062.50	9,062.50
11/15/2024	Coupon	91324PEC2	250,000.00	UNITEDHEALTH GROUP INC 1.15 05/15/2026		1,437.50	1,437.50
11/15/2024	Coupon	92970QAE5	155,000.00	WF CARD ISSUANCE TRUST 2024-2 4.29 10/15/2029		387.89	387.89
11/18/2024	Coupon	3130AXU63	500,000.00	FEDERAL HOME LOAN BANKS 4.625 11/17/2026		11,562.50	11,562.50
11/18/2024	Coupon	362583AD8	100,000.00	GMCAR 2023-2 A3 4.47 02/16/2028		372.50	372.50
11/18/2024	Coupon	362585AC5	36,018.90	GMCAR 2022-2 A3 3.1 02/16/2027		92.82	92.82
11/18/2024	Principal Paydown	362585AC5	36,018.90	GMCAR 2022-2 A3 3.1 02/16/2027	3,057.25		3,057.25
11/20/2024	Coupon	36269WAD1	100,000.00	GMALT 2024-2 A3 5.39 07/20/2027		449.17	449.17
11/20/2024	Coupon	747525AF0	250,000.00	QUALCOMM INC 3.45 05/20/2025		4,312.50	4,312.50
11/21/2024	Coupon	438123AC5	250,000.00	HAROT 2023-4 A3 5.67 06/21/2028		1,181.25	1,181.25
11/25/2024	Coupon	05592XAD2	50,000.00	BMWOT 2023-A A3 5.47 02/25/2028		227.92	227.92
11/25/2024	Coupon	05593AAC3	14,676.21	BMWLT 2023-1 A3 5.16 11/25/2025		63.11	63.11
11/25/2024	Principal Paydown	05593AAC3	14,676.21	BMWLT 2023-1 A3 5.16 11/25/2025	3,989.61		3,989.61
11/25/2024	Coupon	05602RAD3	29,441.29	BMWOT 2022-A A3 3.21 08/25/2026		78.76	78.76
11/25/2024	Principal Paydown	05602RAD3	29,441.29	BMWOT 2022-A A3 3.21 08/25/2026	3,199.91		3,199.91
11/25/2024	Coupon	096919AD7	125,000.00	BMWOT 2024-A A3 5.18 02/26/2029		539.58	539.58
11/25/2024	Coupon	3137BVZ82	275,000.00	FHMS K-063 A2 3.43 01/25/2027		786.04	786.04
11/25/2024	Coupon	3137F2LJ3	325,000.00	FHMS K-066 A2 3.117 06/25/2027		844.19	844.19
11/25/2024	Coupon	3137FBBX3	350,000.00	FHMS K-068 A2 3.244 08/25/2027		946.17	946.17
11/25/2024	Coupon	3137FETN0	395,000.00	FHMS K-073 A2 3.35 01/25/2028		1,102.71	1,102.71
11/25/2024	Coupon	3137FKSH0	325,000.00	FHMS K-086 A2 3.859 11/25/2028		1,045.15	1,045.15
11/25/2024	Coupon	3137H5YC5	350,000.00	FHMS K-748 A2 2.26 01/25/2029		659.17	659.17
November 2024							
Total					305,749.42	84,036.68	389,786.10
DECEMBER 2024							
12/02/2024	Coupon	26442CAS3	350,000.00	DUKE ENERGY CAROLINAS LLC 2.95 12/01/2026		5,162.50	5,162.50
12/12/2024	Coupon	3130AWGR5	350,000.00	FEDERAL HOME LOAN BANKS 4.375 06/12/2026		7,656.25	7,656.25

CASH FLOW REPORT



Grossmont Healthcare District | Account #10892 | As of October 31, 2024

Payment Date	Transaction Type	CUSIP	Quantity	Security Description	Principal Amount	Income	Total Amount
12/13/2024	Coupon	06406RBB1	325,000.00	BANK OF NEW YORK MELLON CORP 3.992 06/13/2028		6,487.00	6,487.00
12/16/2024	Coupon	02582JIT8	165,000.00	AMXCA 2022-2 A 3.39 05/17/2027		466.13	466.13
12/16/2024	Coupon	05522RDG0	375,000.00	BACCT 2023-1 A 4.79 05/15/2026		1,496.88	1,496.88
12/16/2024	Coupon	05522RDJ4	105,000.00	BACCT 2024-1 A 4.93 03/15/2029		431.38	431.38
12/16/2024	Coupon	161571HV9	300,000.00	CHAIT 241 A 4.6 01/16/2029		1,150.00	1,150.00
12/16/2024	Coupon	362583AD8	100,000.00	GMCAR 2023-2 A3 4.47 02/16/2028		372.50	372.50
12/16/2024	Coupon	362585AC5	36,018.90	GMCAR 2022-2 A3 3.1 02/16/2027		84.92	84.92
12/16/2024	Principal Paydown	362585AC5	36,018.90	GMCAR 2022-2 A3 3.1 02/16/2027	2,866.02		2,866.02
12/16/2024	Coupon	43815BAC4	45,168.09	HAROT 2022-1 A3 1.88 05/15/2026		62.85	62.85
12/16/2024	Principal Paydown	43815BAC4	45,168.09	HAROT 2022-1 A3 1.88 05/15/2026	4,820.01		4,820.01
12/16/2024	Coupon	448973AD9	85,000.00	HART 2024-A A3 4.99 02/15/2029		353.46	353.46
12/16/2024	Coupon	448977AD0	61,423.06	HART 2022-A A3 2.22 10/15/2026		101.03	101.03
12/16/2024	Principal Paydown	448977AD0	61,423.06	HART 2022-A A3 2.22 10/15/2026	6,377.98		6,377.98
12/16/2024	Coupon	448979AD6	130,000.00	HART 2023-A A3 4.58 04/15/2027		496.17	496.17
12/16/2024	Principal Paydown	448979AD6	130,000.00	HART 2023-A A3 4.58 04/15/2027	7,522.77		7,522.77
12/16/2024	Coupon	47786WAD2	70,000.00	JDOT 2024-B A3 5.2 03/15/2029		303.33	303.33
12/16/2024	Coupon	47787JAC2	30,874.04	JDOT 2022 A3 0.36 09/15/2026		49.43	49.43
12/16/2024	Principal Paydown	47787JAC2	30,874.04	JDOT 2022 A3 0.36 09/15/2026	2,894.45		2,894.45
12/16/2024	Coupon	47800AAC4	70,736.72	JDOT 2022-B A3 3.74 02/16/2027		204.74	204.74
12/16/2024	Principal Paydown	47800AAC4	70,736.72	JDOT 2022-B A3 3.74 02/16/2027	4,006.72		4,006.72
12/16/2024	Coupon	47800BAC2	141,163.89	JDOT 2022-C A3 5.09 06/15/2027		567.57	567.57
12/16/2024	Principal Paydown	47800BAC2	141,163.89	JDOT 2022-C A3 5.09 06/15/2027	6,184.59		6,184.59
12/16/2024	Coupon	47800RAD5	50,000.00	JDOT 2024 A3 4.96 11/15/2028		206.67	206.67
12/16/2024	Coupon	58770AAC7	74,203.45	MBART 2023-1 A3 4.51 11/15/2027		266.17	266.17
12/16/2024	Principal Paydown	58770AAC7	74,203.45	MBART 2023-1 A3 4.51 11/15/2027	3,991.52		3,991.52
12/16/2024	Coupon	58770JAD6	75,000.00	MBALT 2024-A A3 5.32 01/18/2028		332.54	332.54
12/16/2024	Coupon	89238FAD5	136,999.81	TAOT 2022-B A3 2.93 09/15/2026		298.69	298.69
12/16/2024	Principal Paydown	89238FAD5	136,999.81	TAOT 2022-B A3 2.93 09/15/2026	12,367.02		12,367.02
12/16/2024	Coupon	89239TAD4	90,000.00	TAOT 2024-D A3 4.4 06/15/2029		335.25	335.25
12/16/2024	Coupon	91282CEU1	1,000,000.00	UNITED STATES TREASURY 2.875 06/15/2025		14,375.00	14,375.00

CASH FLOW REPORT



Grossmont Healthcare District | Account #10892 | As of October 31, 2024

Payment Date	Transaction Type	CUSIP	Quantity	Security Description	Principal Amount	Income	Total Amount
12/16/2024	Coupon	92970QAE5	155,000.00	WF CARD ISSUANCE TRUST 2024-2 4.29 10/15/2029		554.13	554.13
12/20/2024	Coupon	36269WAD1	100,000.00	GMALT 2024-2 A3 5.39 07/20/2027		449.17	449.17
12/23/2024	Coupon	438123AC5	250,000.00	HAROT 2023-4 A3 5.67 06/21/2028		1,181.25	1,181.25
12/25/2024	Coupon	05592XAD2	50,000.00	BMWOT 2023-A A3 5.47 02/25/2028		227.92	227.92
12/25/2024	Coupon	05593AAC3	14,676.21	BMWLT 2023-1 A3 5.16 11/25/2025		45.95	45.95
12/25/2024	Principal Paydown	05593AAC3	14,676.21	BMWLT 2023-1 A3 5.16 11/25/2025	4,111.25		4,111.25
12/25/2024	Coupon	05602RAD3	29,441.29	BMWOT 2022-A A3 3.21 08/25/2026		70.20	70.20
12/25/2024	Principal Paydown	05602RAD3	29,441.29	BMWOT 2022-A A3 3.21 08/25/2026	3,031.70		3,031.70
12/25/2024	Coupon	096919AD7	125,000.00	BMWOT 2024-A A3 5.18 02/26/2029		539.58	539.58
12/25/2024	Coupon	3137BVZ82	275,000.00	FHMS K-063 A2 3.43 01/25/2027		786.04	786.04
12/25/2024	Coupon	3137F2LJ3	325,000.00	FHMS K-066 A2 3.117 06/25/2027		844.19	844.19
12/25/2024	Coupon	3137FBBX3	350,000.00	FHMS K-068 A2 3.244 08/25/2027		946.17	946.17
12/25/2024	Coupon	3137FETN0	395,000.00	FHMS K-073 A2 3.35 01/25/2028		1,102.71	1,102.71
12/25/2024	Coupon	3137FKSH0	325,000.00	FHMS K-086 A2 3.859 11/25/2028		1,045.15	1,045.15
12/25/2024	Coupon	3137H5YC5	350,000.00	FHMS K-748 A2 2.26 01/25/2029		659.17	659.17
12/26/2024	Coupon	437076DB5	350,000.00	HOME DEPOT INC 4.875 06/25/2027		8,531.25	8,531.25
12/30/2024	Coupon	89236TKC8	300,000.00	TOYOTA MOTOR CREDIT CORP 3.95 06/30/2025		5,925.00	5,925.00
12/31/2024	Coupon	91282CKX8	475,000.00	UNITED STATES TREASURY 4.25 06/30/2029		10,093.75	10,093.75
December 2024 Total					58,174.03	74,262.04	132,436.07
JANUARY 2025							
01/09/2025	Coupon	02665WFK2	250,000.00	AMERICAN HONDA FINANCE CORP 4.9 07/09/2027		6,090.97	6,090.97
01/15/2025	Coupon	02582JIT8	165,000.00	AMXCA 2022-2 A 3.39 05/17/2027		466.13	466.13
01/15/2025	Coupon	05522RDG0	375,000.00	BACCT 2023-1 A 4.79 05/15/2026		1,496.88	1,496.88
01/15/2025	Coupon	05522RDJ4	105,000.00	BACCT 2024-1 A 4.93 03/15/2029		431.38	431.38
01/15/2025	Coupon	161571HV9	300,000.00	CHAIT 241 A 4.6 01/16/2029		1,150.00	1,150.00
01/15/2025	Coupon	43815BAC4	45,168.09	HAROT 2022-1 A3 1.88 05/15/2026		55.30	55.30
01/15/2025	Principal Paydown	43815BAC4	45,168.09	HAROT 2022-1 A3 1.88 05/15/2026	4,708.69		4,708.69
01/15/2025	Coupon	448973AD9	85,000.00	HART 2024-A A3 4.99 02/15/2029		353.46	353.46
01/15/2025	Coupon	448977AD0	61,423.06	HART 2022-A A3 2.22 10/15/2026		89.23	89.23

CASH FLOW REPORT



Grossmont Healthcare District | Account #10892 | As of October 31, 2024

Payment Date	Transaction Type	CUSIP	Quantity	Security Description	Principal Amount	Income	Total Amount
01/15/2025	Principal Paydown	448977AD0	61,423.06	HART 2022-A A3 2.22 10/15/2026	6,224.35		6,224.35
01/15/2025	Coupon	448979AD6	130,000.00	HART 2023-A A3 4.58 04/15/2027		467.45	467.45
01/15/2025	Principal Paydown	448979AD6	130,000.00	HART 2023-A A3 4.58 04/15/2027	8,731.20		8,731.20
01/15/2025	Coupon	47786WAD2	70,000.00	JDOT 2024-B A3 5.2 03/15/2029		303.33	303.33
01/15/2025	Coupon	47787JAC2	30,874.04	JDOT 2022 A3 0.36 09/15/2026		43.84	43.84
01/15/2025	Principal Paydown	47787JAC2	30,874.04	JDOT 2022 A3 0.36 09/15/2026	3,395.38		3,395.38
01/15/2025	Coupon	47800AAC4	70,736.72	JDOT 2022-B A3 3.74 02/16/2027		192.25	192.25
01/15/2025	Principal Paydown	47800AAC4	70,736.72	JDOT 2022-B A3 3.74 02/16/2027	6,271.47		6,271.47
01/15/2025	Coupon	47800BAC2	141,163.89	JDOT 2022-C A3 5.09 06/15/2027		541.34	541.34
01/15/2025	Principal Paydown	47800BAC2	141,163.89	JDOT 2022-C A3 5.09 06/15/2027	9,785.54		9,785.54
01/15/2025	Coupon	47800RAD5	50,000.00	JDOT 2024 A3 4.96 11/15/2028		206.67	206.67
01/15/2025	Coupon	58770AAC7	74,203.45	MBART 2023-1 A3 4.51 11/15/2027		251.17	251.17
01/15/2025	Principal Paydown	58770AAC7	74,203.45	MBART 2023-1 A3 4.51 11/15/2027	3,898.74		3,898.74
01/15/2025	Coupon	58770JAD6	75,000.00	MBALT 2024-A A3 5.32 01/18/2028		332.54	332.54
01/15/2025	Coupon	756109AU8	300,000.00	REALTY INCOME CORP 3.65 01/15/2028		5,475.00	5,475.00
01/15/2025	Coupon	89238FAD5	136,999.81	TAOT 2022-B A3 2.93 09/15/2026		268.49	268.49
01/15/2025	Principal Paydown	89238FAD5	136,999.81	TAOT 2022-B A3 2.93 09/15/2026	12,090.35		12,090.35
01/15/2025	Coupon	89239TAD4	90,000.00	TAOT 2024-D A3 4.4 06/15/2029		335.25	335.25
01/15/2025	Coupon	91282CEY3	1,000,000.00	UNITED STATES TREASURY 3.0 07/15/2025		15,000.00	15,000.00
01/15/2025	Coupon	91282CGE5	500,000.00	UNITED STATES TREASURY 3.875 01/15/2026		9,687.50	9,687.50
01/15/2025	Coupon	91282CHM6	500,000.00	UNITED STATES TREASURY 4.5 07/15/2026		11,250.00	11,250.00
01/15/2025	Coupon	92970QAE5	155,000.00	WF CARD ISSUANCE TRUST 2024-2 4.29 10/15/2029		554.13	554.13
01/16/2025	Coupon	362583AD8	100,000.00	GMCAR 2023-2 A3 4.47 02/16/2028		372.50	372.50
01/16/2025	Coupon	362585AC5	36,018.90	GMCAR 2022-2 A3 3.1 02/16/2027		77.52	77.52
01/16/2025	Principal Paydown	362585AC5	36,018.90	GMCAR 2022-2 A3 3.1 02/16/2027	2,794.98		2,794.98
01/17/2025	Coupon	3133EPQC2	300,000.00	FEDERAL FARM CREDIT BANKS FUNDING CORP 4.625 07/17/2026		6,937.50	6,937.50
01/17/2025	Coupon	89115A2S0	325,000.00	TORONTO-DOMINION BANK 5.532 07/17/2026		8,989.50	8,989.50
01/20/2025	Coupon	36269WAD1	100,000.00	GMALT 2024-2 A3 5.39 07/20/2027		449.17	449.17
01/21/2025	Coupon	438123AC5	250,000.00	HAROT 2023-4 A3 5.67 06/21/2028		1,181.25	1,181.25
01/23/2025	Coupon	46647PEA0	175,000.00	JPMORGAN CHASE & CO 5.04 01/23/2028		4,410.00	4,410.00

CASH FLOW REPORT



Grossmont Healthcare District | Account #10892 | As of October 31, 2024

Payment Date	Transaction Type	CUSIP	Quantity	Security Description	Principal Amount	Income	Total Amount
01/27/2025	Coupon	05592XAD2	50,000.00	BMWOT 2023-A A3 5.47 02/25/2028		227.92	227.92
01/27/2025	Coupon	05593AAC3	14,676.21	BMWLT 2023-1 A3 5.16 11/25/2025		28.27	28.27
01/27/2025	Principal Paydown	05593AAC3	14,676.21	BMWLT 2023-1 A3 5.16 11/25/2025	3,891.32		3,891.32
01/27/2025	Coupon	05602RAD3	29,441.29	BMWOT 2022-A A3 3.21 08/25/2026		62.09	62.09
01/27/2025	Principal Paydown	05602RAD3	29,441.29	BMWOT 2022-A A3 3.21 08/25/2026	2,953.66		2,953.66
01/27/2025	Coupon	096919AD7	125,000.00	BMWOT 2024-A A3 5.18 02/26/2029		539.58	539.58
01/27/2025	Coupon	3137BVZ82	275,000.00	FHMS K-063 A2 3.43 01/25/2027		786.04	786.04
01/27/2025	Coupon	3137F2LJ3	325,000.00	FHMS K-066 A2 3.117 06/25/2027		844.19	844.19
01/27/2025	Coupon	3137FBBX3	350,000.00	FHMS K-068 A2 3.244 08/25/2027		946.17	946.17
01/27/2025	Coupon	3137FETN0	395,000.00	FHMS K-073 A2 3.35 01/25/2028		1,102.71	1,102.71
01/27/2025	Coupon	3137FKSH0	325,000.00	FHMS K-086 A2 3.859 11/25/2028		1,045.15	1,045.15
01/27/2025	Coupon	3137H5YC5	350,000.00	FHMS K-748 A2 2.26 01/25/2029		659.17	659.17
01/29/2025	Coupon	46647PBA3	250,000.00	JPMORGAN CHASE & CO 3.96 01/29/2027		4,950.00	4,950.00
01/31/2025	Coupon	91282CGH8	500,000.00	UNITED STATES TREASURY 3.5 01/31/2028		8,750.00	8,750.00
January 2025 Total					64,745.68	97,400.99	162,146.68
FEBRUARY 2025							
02/05/2025	Coupon	63743HFM9	300,000.00	NATIONAL RURAL UTILITIES COOPERATIVE FINANCE CORP 4.8 02/05/2027		7,200.00	7,200.00
02/06/2025	Coupon	3133ERNP2	550,000.00	FEDERAL FARM CREDIT BANKS FUNDING CORP 4.0 08/06/2027		11,000.00	11,000.00
02/06/2025	Coupon	69371RT30	355,000.00	PACCAR FINANCIAL CORP 4.45 08/06/2027		7,898.75	7,898.75
02/13/2025	Coupon	06051GHY8	250,000.00	BANK OF AMERICA CORP 2.015 02/13/2026		2,518.75	2,518.75
02/13/2025	Effective Maturity	06051GHY8	250,000.00	BANK OF AMERICA CORP 2.015 02/13/2026	250,000.00		250,000.00
02/13/2025	Coupon	713448FQ6	65,000.00	PEPSICO INC 4.55 02/13/2026		1,478.75	1,478.75
02/14/2025	Coupon	3133ENPG9	265,000.00	FEDERAL FARM CREDIT BANKS FUNDING CORP 1.75 02/14/2025		2,318.75	2,318.75
02/14/2025	Final Maturity	3133ENPG9	265,000.00	FEDERAL FARM CREDIT BANKS FUNDING CORP 1.75 02/14/2025	265,000.00		265,000.00
02/17/2025	Coupon	05522RDJ4	105,000.00	BACCT 2024-1 A 4.93 03/15/2029		431.38	431.38
02/17/2025	Coupon	161571HV9	300,000.00	CHAIT 241 A 4.6 01/16/2029		1,150.00	1,150.00
02/17/2025	Coupon	362583AD8	100,000.00	GMCAR 2023-2 A3 4.47 02/16/2028		372.50	372.50
02/17/2025	Principal Paydown	362583AD8	100,000.00	GMCAR 2023-2 A3 4.47 02/16/2028	4,446.59		4,446.59

CASH FLOW REPORT



Grossmont Healthcare District | Account #10892 | As of October 31, 2024

Payment Date	Transaction Type	CUSIP	Quantity	Security Description	Principal Amount	Income	Total Amount
02/17/2025	Coupon	362585AC5	36,018.90	GMCAR 2022-2 A3 3.1 02/16/2027		70.30	70.30
02/17/2025	Principal Paydown	362585AC5	36,018.90	GMCAR 2022-2 A3 3.1 02/16/2027	2,746.39		2,746.39
02/17/2025	Coupon	43815BAC4	45,168.09	HAROT 2022-1 A3 1.88 05/15/2026		47.92	47.92
02/17/2025	Principal Paydown	43815BAC4	45,168.09	HAROT 2022-1 A3 1.88 05/15/2026	4,621.45		4,621.45
02/17/2025	Coupon	448973AD9	85,000.00	HART 2024-A A3 4.99 02/15/2029		353.46	353.46
02/17/2025	Coupon	448977AD0	61,423.06	HART 2022-A A3 2.22 10/15/2026		77.71	77.71
02/17/2025	Principal Paydown	448977AD0	61,423.06	HART 2022-A A3 2.22 10/15/2026	6,111.04		6,111.04
02/17/2025	Coupon	448979AD6	130,000.00	HART 2023-A A3 4.58 04/15/2027		434.13	434.13
02/17/2025	Principal Paydown	448979AD6	130,000.00	HART 2023-A A3 4.58 04/15/2027	8,587.24		8,587.24
02/17/2025	Coupon	47786WAD2	70,000.00	JDOT 2024-B A3 5.2 03/15/2029		303.33	303.33
02/17/2025	Coupon	47787JAC2	30,874.04	JDOT 2022 A3 0.36 09/15/2026		37.27	37.27
02/17/2025	Principal Paydown	47787JAC2	30,874.04	JDOT 2022 A3 0.36 09/15/2026	2,568.49		2,568.49
02/17/2025	Coupon	47800AAC4	70,736.72	JDOT 2022-B A3 3.74 02/16/2027		172.70	172.70
02/17/2025	Principal Paydown	47800AAC4	70,736.72	JDOT 2022-B A3 3.74 02/16/2027	5,173.17		5,173.17
02/17/2025	Coupon	47800BAC2	141,163.89	JDOT 2022-C A3 5.09 06/15/2027		499.83	499.83
02/17/2025	Principal Paydown	47800BAC2	141,163.89	JDOT 2022-C A3 5.09 06/15/2027	8,524.11		8,524.11
02/17/2025	Coupon	47800RAD5	50,000.00	JDOT 2024 A3 4.96 11/15/2028		206.67	206.67
02/17/2025	Coupon	58770AAC7	74,203.45	MBART 2023-1 A3 4.51 11/15/2027		236.52	236.52
02/17/2025	Principal Paydown	58770AAC7	74,203.45	MBART 2023-1 A3 4.51 11/15/2027	3,837.85		3,837.85
02/17/2025	Coupon	58770JAD6	75,000.00	MBALT 2024-A A3 5.32 01/18/2028		332.54	332.54
02/17/2025	Coupon	89238FAD5	136,999.81	TAOT 2022-B A3 2.93 09/15/2026		238.97	238.97
02/17/2025	Principal Paydown	89238FAD5	136,999.81	TAOT 2022-B A3 2.93 09/15/2026	11,386.65		11,386.65
02/17/2025	Coupon	89239TAD4	90,000.00	TAOT 2024-D A3 4.4 06/15/2029		335.25	335.25
02/17/2025	Coupon	92970QAE5	155,000.00	WF CARD ISSUANCE TRUST 2024-2 4.29 10/15/2029		554.13	554.13
02/18/2025	Coupon	02582JIT8	165,000.00	AMXCA 2022-2 A 3.39 05/17/2027		466.13	466.13
02/18/2025	Coupon	05522RDG0	375,000.00	BACCT 2023-1 A 4.79 05/15/2026		1,496.88	1,496.88
02/18/2025	Coupon	91282CGL9	500,000.00	UNITED STATES TREASURY 4.0 02/15/2026		10,000.00	10,000.00
02/20/2025	Coupon	36269WAD1	100,000.00	GMALT 2024-2 A3 5.39 07/20/2027		449.17	449.17
02/21/2025	Coupon	438123AC5	250,000.00	HAROT 2023-4 A3 5.67 06/21/2028		1,181.25	1,181.25
02/21/2025	Coupon	907818GE2	155,000.00	UNION PACIFIC CORP 4.75 02/21/2026		3,681.25	3,681.25
02/25/2025	Coupon	05592XAD2	50,000.00	BMWOT 2023-A A3 5.47 02/25/2028		227.92	227.92

CASH FLOW REPORT



Grossmont Healthcare District | Account #10892 | As of October 31, 2024

Payment Date	Transaction Type	CUSIP	Quantity	Security Description	Principal Amount	Income	Total Amount
02/25/2025	Coupon	05593AAC3	14,676.21	BMWLT 2023-1 A3 5.16 11/25/2025		11.54	11.54
02/25/2025	Effective Maturity	05593AAC3	14,676.21	BMWLT 2023-1 A3 5.16 11/25/2025	2,684.04		2,684.04
02/25/2025	Coupon	05602RAD3	29,441.29	BMWOT 2022-A A3 3.21 08/25/2026		54.18	54.18
02/25/2025	Principal Paydown	05602RAD3	29,441.29	BMWOT 2022-A A3 3.21 08/25/2026	2,706.07		2,706.07
02/25/2025	Coupon	096919AD7	125,000.00	BMWOT 2024-A A3 5.18 02/26/2029		539.58	539.58
02/25/2025	Coupon	3137BVZ82	275,000.00	FHMS K-063 A2 3.43 01/25/2027		786.04	786.04
02/25/2025	Coupon	3137F2LJ3	325,000.00	FHMS K-066 A2 3.117 06/25/2027		844.19	844.19
02/25/2025	Coupon	3137FBBX3	350,000.00	FHMS K-068 A2 3.244 08/25/2027		946.17	946.17
02/25/2025	Coupon	3137FETN0	395,000.00	FHMS K-073 A2 3.35 01/25/2028		1,102.71	1,102.71
02/25/2025	Coupon	3137FKSH0	325,000.00	FHMS K-086 A2 3.859 11/25/2028		1,045.15	1,045.15
02/25/2025	Coupon	3137H5YC5	350,000.00	FHMS K-748 A2 2.26 01/25/2029		659.17	659.17
02/26/2025	Coupon	17275RBQ4	145,000.00	CISCO SYSTEMS INC 4.8 02/26/2027		3,480.00	3,480.00
02/28/2025	Coupon	91282CHX2	500,000.00	UNITED STATES TREASURY 4.375 08/31/2028		10,937.50	10,937.50
February 2025 Total					578,393.11	76,178.41	654,571.52
MARCH 2025							
03/10/2025	Coupon	3130ATS57	350,000.00	FEDERAL HOME LOAN BANKS 4.5 03/10/2028		7,875.00	7,875.00
03/10/2025	Coupon	3133EPCR4	350,000.00	FEDERAL FARM CREDIT BANKS FUNDING CORP 4.75 03/09/2026		8,312.50	8,312.50
03/10/2025	Coupon	931142EW9	60,000.00	WALMART INC 3.9 09/09/2025		1,170.00	1,170.00
03/11/2025	Coupon	3130AWTQ3	350,000.00	FEDERAL HOME LOAN BANKS 4.625 09/11/2026		8,093.75	8,093.75
03/12/2025	Coupon	037833DB3	325,000.00	APPLE INC 2.9 09/12/2027		4,712.50	4,712.50
03/12/2025	Coupon	3130AVBC5	500,000.00	FEDERAL HOME LOAN BANKS 4.5 03/12/2027		11,250.00	11,250.00
03/17/2025	Coupon	00440EAS6	250,000.00	CHUBB INA HOLDINGS LLC 3.15 03/15/2025		3,937.50	3,937.50
03/17/2025	Final Maturity	00440EAS6	250,000.00	CHUBB INA HOLDINGS LLC 3.15 03/15/2025	250,000.00		250,000.00
03/17/2025	Coupon	02582JIT8	165,000.00	AMXCA 2022-2 A 3.39 05/17/2027		466.13	466.13
03/17/2025	Coupon	05522RDG0	375,000.00	BACCT 2023-1 A 4.79 05/15/2026		1,496.88	1,496.88
03/17/2025	Coupon	05522RDJ4	105,000.00	BACCT 2024-1 A 4.93 03/15/2029		431.38	431.38
03/17/2025	Coupon	161571HV9	300,000.00	CHAIT 241 A 4.6 01/16/2029		1,150.00	1,150.00
03/17/2025	Coupon	24422EWK1	300,000.00	JOHN DEERE CAPITAL CORP 4.15 09/15/2027		6,225.00	6,225.00
03/17/2025	Coupon	362583AD8	100,000.00	GMCAR 2023-2 A3 4.47 02/16/2028		355.94	355.94

CASH FLOW REPORT



Grossmont Healthcare District | Account #10892 | As of October 31, 2024

Payment Date	Transaction Type	CUSIP	Quantity	Security Description	Principal Amount	Income	Total Amount
03/17/2025	Principal Paydown	362583AD8	100,000.00	GMCAR 2023-2 A3 4.47 02/16/2028	4,728.74		4,728.74
03/17/2025	Coupon	362585AC5	36,018.90	GMCAR 2022-2 A3 3.1 02/16/2027		63.20	63.20
03/17/2025	Principal Paydown	362585AC5	36,018.90	GMCAR 2022-2 A3 3.1 02/16/2027	2,655.52		2,655.52
03/17/2025	Coupon	43815BAC4	45,168.09	HAROT 2022-1 A3 1.88 05/15/2026		40.68	40.68
03/17/2025	Principal Paydown	43815BAC4	45,168.09	HAROT 2022-1 A3 1.88 05/15/2026	4,475.69		4,475.69
03/17/2025	Coupon	448973AD9	85,000.00	HART 2024-A A3 4.99 02/15/2029		353.46	353.46
03/17/2025	Coupon	448977AD0	61,423.06	HART 2022-A A3 2.22 10/15/2026		66.41	66.41
03/17/2025	Principal Paydown	448977AD0	61,423.06	HART 2022-A A3 2.22 10/15/2026	5,911.00		5,911.00
03/17/2025	Coupon	448979AD6	130,000.00	HART 2023-A A3 4.58 04/15/2027		401.36	401.36
03/17/2025	Principal Paydown	448979AD6	130,000.00	HART 2023-A A3 4.58 04/15/2027	8,290.59		8,290.59
03/17/2025	Coupon	47786WAD2	70,000.00	JDOT 2024-B A3 5.2 03/15/2029		303.33	303.33
03/17/2025	Coupon	47787JAC2	30,874.04	JDOT 2022 A3 0.36 09/15/2026		32.31	32.31
03/17/2025	Principal Paydown	47787JAC2	30,874.04	JDOT 2022 A3 0.36 09/15/2026	2,098.46		2,098.46
03/17/2025	Coupon	47800AAC4	70,736.72	JDOT 2022-B A3 3.74 02/16/2027		156.58	156.58
03/17/2025	Principal Paydown	47800AAC4	70,736.72	JDOT 2022-B A3 3.74 02/16/2027	4,551.17		4,551.17
03/17/2025	Coupon	47800BAC2	141,163.89	JDOT 2022-C A3 5.09 06/15/2027		463.68	463.68
03/17/2025	Principal Paydown	47800BAC2	141,163.89	JDOT 2022-C A3 5.09 06/15/2027	7,792.25		7,792.25
03/17/2025	Coupon	47800RAD5	50,000.00	JDOT 2024 A3 4.96 11/15/2028		206.67	206.67
03/17/2025	Coupon	58770AAC7	74,203.45	MBART 2023-1 A3 4.51 11/15/2027		222.09	222.09
03/17/2025	Principal Paydown	58770AAC7	74,203.45	MBART 2023-1 A3 4.51 11/15/2027	3,705.17		3,705.17
03/17/2025	Coupon	58770JAD6	75,000.00	MBALT 2024-A A3 5.32 01/18/2028		332.54	332.54
03/17/2025	Coupon	89238FAD5	136,999.81	TAOT 2022-B A3 2.93 09/15/2026		211.17	211.17
03/17/2025	Principal Paydown	89238FAD5	136,999.81	TAOT 2022-B A3 2.93 09/15/2026	10,784.80		10,784.80
03/17/2025	Coupon	89239TAD4	90,000.00	TAOT 2024-D A3 4.4 06/15/2029		335.25	335.25
03/17/2025	Coupon	91282CFK2	350,000.00	UNITED STATES TREASURY 3.5 09/15/2025		6,125.00	6,125.00
03/17/2025	Coupon	92970QAE5	155,000.00	WF CARD ISSUANCE TRUST 2024-2 4.29 10/15/2029		554.13	554.13
03/18/2025	Coupon	857477CL5	305,000.00	STATE STREET CORP 4.993 03/18/2027		7,614.33	7,614.33
03/20/2025	Coupon	36269WAD1	100,000.00	GMALT 2024-2 A3 5.39 07/20/2027		449.17	449.17
03/21/2025	Coupon	438123AC5	250,000.00	HAROT 2023-4 A3 5.67 06/21/2028		1,181.25	1,181.25
03/25/2025	Coupon	05592XAD2	50,000.00	BMWOT 2023-A A3 5.47 02/25/2028		227.92	227.92
03/25/2025	Principal Paydown	05592XAD2	50,000.00	BMWOT 2023-A A3 5.47 02/25/2028	1,326.48		1,326.48

CASH FLOW REPORT



Grossmont Healthcare District | Account #10892 | As of October 31, 2024

Payment Date	Transaction Type	CUSIP	Quantity	Security Description	Principal Amount	Income	Total Amount
03/25/2025	Coupon	05602RAD3	29,441.29	BMWOT 2022-A A3 3.21 08/25/2026		46.95	46.95
03/25/2025	Principal Paydown	05602RAD3	29,441.29	BMWOT 2022-A A3 3.21 08/25/2026	2,619.84		2,619.84
03/25/2025	Coupon	096919AD7	125,000.00	BMWOT 2024-A A3 5.18 02/26/2029		539.58	539.58
03/25/2025	Coupon	3137BVZ82	275,000.00	FHMS K-063 A2 3.43 01/25/2027		786.04	786.04
03/25/2025	Coupon	3137F2LJ3	325,000.00	FHMS K-066 A2 3.117 06/25/2027		844.19	844.19
03/25/2025	Coupon	3137FBBX3	350,000.00	FHMS K-068 A2 3.244 08/25/2027		946.17	946.17
03/25/2025	Coupon	3137FETN0	395,000.00	FHMS K-073 A2 3.35 01/25/2028		1,102.71	1,102.71
03/25/2025	Coupon	3137FKSH0	325,000.00	FHMS K-086 A2 3.859 11/25/2028		1,045.15	1,045.15
03/25/2025	Coupon	3137H5YC5	350,000.00	FHMS K-748 A2 2.26 01/25/2029		659.17	659.17
03/26/2025	Coupon	3133EP6K6	250,000.00	FEDERAL FARM CREDIT BANKS FUNDING CORP 4.5 03/26/2027		5,625.00	5,625.00
03/31/2025	Coupon	91282CFLO	300,000.00	UNITED STATES TREASURY 3.875 09/30/2029		5,812.50	5,812.50
03/31/2025	Coupon	91282CFM8	500,000.00	UNITED STATES TREASURY 4.125 09/30/2027		10,312.50	10,312.50
03/31/2025	Coupon	91282CGT2	500,000.00	UNITED STATES TREASURY 3.625 03/31/2028		9,062.50	9,062.50
03/31/2025	Coupon	91282CKG5	450,000.00	UNITED STATES TREASURY 4.125 03/31/2029		9,281.25	9,281.25
March 2025 Total					308,939.72	120,880.76	429,820.47
APRIL 2025							
04/01/2025	Coupon	74340XBK6	300,000.00	PROLOGIS LP 3.25 10/01/2026		4,875.00	4,875.00
04/07/2025	Coupon	69371RR73	195,000.00	PACCAR FINANCIAL CORP 2.85 04/07/2025		2,778.75	2,778.75
04/07/2025	Final Maturity	69371RR73	195,000.00	PACCAR FINANCIAL CORP 2.85 04/07/2025	195,000.00		195,000.00
04/09/2025	Coupon	3130B0TY5	325,000.00	FEDERAL HOME LOAN BANKS 4.75 04/09/2027		7,718.75	7,718.75
04/14/2025	Coupon	023135CE4	250,000.00	AMAZON.COM INC 3.0 04/13/2025		3,750.00	3,750.00
04/14/2025	Final Maturity	023135CE4	250,000.00	AMAZON.COM INC 3.0 04/13/2025	250,000.00		250,000.00
04/14/2025	Coupon	78016EZ59	250,000.00	ROYAL BANK OF CANADA 3.375 04/14/2025		4,218.75	4,218.75
04/14/2025	Final Maturity	78016EZ59	250,000.00	ROYAL BANK OF CANADA 3.375 04/14/2025	250,000.00		250,000.00
04/15/2025	Coupon	02582JIT8	165,000.00	AMXCA 2022-2 A 3.39 05/17/2027		466.13	466.13
04/15/2025	Coupon	05522RDG0	375,000.00	BACCT 2023-1 A 4.79 05/15/2026		1,496.88	1,496.88
04/15/2025	Coupon	05522RDJ4	105,000.00	BACCT 2024-1 A 4.93 03/15/2029		431.38	431.38
04/15/2025	Coupon	161571HV9	300,000.00	CHAIT 241 A 4.6 01/16/2029		1,150.00	1,150.00
04/15/2025	Coupon	43815BAC4	45,168.09	HAROT 2022-1 A3 1.88 05/15/2026		33.67	33.67
04/15/2025	Principal Paydown	43815BAC4	45,168.09	HAROT 2022-1 A3 1.88 05/15/2026	4,526.32		4,526.32
04/15/2025	Coupon	448973AD9	85,000.00	HART 2024-A A3 4.99 02/15/2029		353.46	353.46

CASH FLOW REPORT



Grossmont Healthcare District | Account #10892 | As of October 31, 2024

Payment Date	Transaction Type	CUSIP	Quantity	Security Description	Principal Amount	Income	Total Amount
04/15/2025	Coupon	448977AD0	61,423.06	HART 2022-A A3 2.22 10/15/2026		55.47	55.47
04/15/2025	Principal Paydown	448977AD0	61,423.06	HART 2022-A A3 2.22 10/15/2026	6,066.80		6,066.80
04/15/2025	Coupon	448979AD6	130,000.00	HART 2023-A A3 4.58 04/15/2027		369.71	369.71
04/15/2025	Principal Paydown	448979AD6	130,000.00	HART 2023-A A3 4.58 04/15/2027	8,623.40		8,623.40
04/15/2025	Coupon	47786WAD2	70,000.00	JDOT 2024-B A3 5.2 03/15/2029		303.33	303.33
04/15/2025	Coupon	47787JAC2	30,874.04	JDOT 2022 A3 0.36 09/15/2026		28.25	28.25
04/15/2025	Principal Paydown	47787JAC2	30,874.04	JDOT 2022 A3 0.36 09/15/2026	2,668.45		2,668.45
04/15/2025	Coupon	47800AAC4	70,736.72	JDOT 2022-B A3 3.74 02/16/2027		142.39	142.39
04/15/2025	Principal Paydown	47800AAC4	70,736.72	JDOT 2022-B A3 3.74 02/16/2027	6,089.34		6,089.34
04/15/2025	Coupon	47800BAC2	141,163.89	JDOT 2022-C A3 5.09 06/15/2027		430.62	430.62
04/15/2025	Principal Paydown	47800BAC2	141,163.89	JDOT 2022-C A3 5.09 06/15/2027	9,289.62		9,289.62
04/15/2025	Coupon	47800RAD5	50,000.00	JDOT 2024 A3 4.96 11/15/2028		206.67	206.67
04/15/2025	Coupon	58770AAC7	74,203.45	MBART 2023-1 A3 4.51 11/15/2027		208.17	208.17
04/15/2025	Principal Paydown	58770AAC7	74,203.45	MBART 2023-1 A3 4.51 11/15/2027	3,867.12		3,867.12
04/15/2025	Coupon	58770JAD6	75,000.00	MBALT 2024-A A3 5.32 01/18/2028		332.54	332.54
04/15/2025	Coupon	89238FAD5	136,999.81	TAOT 2022-B A3 2.93 09/15/2026		184.84	184.84
04/15/2025	Principal Paydown	89238FAD5	136,999.81	TAOT 2022-B A3 2.93 09/15/2026	11,080.54		11,080.54
04/15/2025	Coupon	89239TAD4	90,000.00	TAOT 2024-D A3 4.4 06/15/2029		335.25	335.25
04/15/2025	Coupon	91282CKJ9	575,000.00	UNITED STATES TREASURY 4.5 04/15/2027		12,937.50	12,937.50
04/15/2025	Coupon	92970QAE5	155,000.00	WF CARD ISSUANCE TRUST 2024-2 4.29 10/15/2029		554.13	554.13
04/16/2025	Coupon	362583AD8	100,000.00	GMCAR 2023-2 A3 4.47 02/16/2028		338.32	338.32
04/16/2025	Principal Paydown	362583AD8	100,000.00	GMCAR 2023-2 A3 4.47 02/16/2028	5,864.88		5,864.88
04/16/2025	Coupon	362585AC5	36,018.90	GMCAR 2022-2 A3 3.1 02/16/2027		56.34	56.34
04/16/2025	Principal Paydown	362585AC5	36,018.90	GMCAR 2022-2 A3 3.1 02/16/2027	2,683.53		2,683.53
04/16/2025	Coupon	61747YEX9	300,000.00	MORGAN STANLEY 6.138 10/16/2026		9,207.00	9,207.00
04/21/2025	Coupon	36269WAD1	100,000.00	GMALT 2024-2 A3 5.39 07/20/2027		449.17	449.17
04/21/2025	Coupon	438123AC5	250,000.00	HAROT 2023-4 A3 5.67 06/21/2028		1,181.25	1,181.25
04/25/2025	Coupon	05592XAD2	50,000.00	BMWOT 2023-A A3 5.47 02/25/2028		221.87	221.87
04/25/2025	Principal Paydown	05592XAD2	50,000.00	BMWOT 2023-A A3 5.47 02/25/2028	3,162.62		3,162.62
04/25/2025	Coupon	05602RAD3	29,441.29	BMWOT 2022-A A3 3.21 08/25/2026		39.94	39.94
04/25/2025	Principal Paydown	05602RAD3	29,441.29	BMWOT 2022-A A3 3.21 08/25/2026	2,676.56		2,676.56

CASH FLOW REPORT



Grossmont Healthcare District | Account #10892 | As of October 31, 2024

Payment Date	Transaction Type	CUSIP	Quantity	Security Description	Principal Amount	Income	Total Amount
04/25/2025	Coupon	096919AD7	125,000.00	BMWOT 2024-A A3 5.18 02/26/2029		539.58	539.58
04/25/2025	Coupon	3137BVZ82	275,000.00	FHMS K-063 A2 3.43 01/25/2027		786.04	786.04
04/25/2025	Coupon	3137F2LJ3	325,000.00	FHMS K-066 A2 3.117 06/25/2027		844.19	844.19
04/25/2025	Coupon	3137FBBX3	350,000.00	FHMS K-068 A2 3.244 08/25/2027		946.17	946.17
04/25/2025	Coupon	3137FETN0	395,000.00	FHMS K-073 A2 3.35 01/25/2028		1,102.71	1,102.71
04/25/2025	Coupon	3137FKSH0	325,000.00	FHMS K-086 A2 3.859 11/25/2028		1,045.15	1,045.15
04/25/2025	Coupon	3137H5YC5	350,000.00	FHMS K-748 A2 2.26 01/25/2029		659.17	659.17
04/28/2025	Coupon	3133EPHH1	480,000.00	FEDERAL FARM CREDIT BANKS FUNDING CORP 4.0 04/28/2026		9,600.00	9,600.00
04/30/2025	Coupon	3133ERDH1	500,000.00	FEDERAL FARM CREDIT BANKS FUNDING CORP 4.75 04/30/2029		11,875.00	11,875.00
04/30/2025	Coupon	9128286S4	250,000.00	UNITED STATES TREASURY 2.375 04/30/2026		2,968.75	2,968.75
April 2025 Total					761,599.18	85,222.26	846,821.44
MAY 2025							
05/12/2025	Coupon	665859AW4	320,000.00	NORTHERN TRUST CORP 4.0 05/10/2027		6,400.00	6,400.00
05/13/2025	Coupon	14913R2V8	250,000.00	CATERPILLAR FINANCIAL SERVICES CORP 3.4 05/13/2025		4,250.00	4,250.00
05/13/2025	Final Maturity	14913R2V8	250,000.00	CATERPILLAR FINANCIAL SERVICES CORP 3.4 05/13/2025	250,000.00		250,000.00
05/15/2025	Coupon	02582JIT8	165,000.00	AMXCA 2022-2 A 3.39 05/17/2027		466.13	466.13
05/15/2025	Final Maturity	02582JIT8	165,000.00	AMXCA 2022-2 A 3.39 05/17/2027	165,000.00		165,000.00
05/15/2025	Coupon	05522RDG0	375,000.00	BACCT 2023-1 A 4.79 05/15/2026		1,496.88	1,496.88
05/15/2025	Coupon	05522RDJ4	105,000.00	BACCT 2024-1 A 4.93 03/15/2029		431.38	431.38
05/15/2025	Coupon	161571HV9	300,000.00	CHAIT 241 A 4.6 01/16/2029		1,150.00	1,150.00
05/15/2025	Coupon	341081GR2	325,000.00	FLORIDA POWER & LIGHT CO 4.45 05/15/2026		7,231.25	7,231.25
05/15/2025	Coupon	43815BAC4	45,168.09	HAROT 2022-1 A3 1.88 05/15/2026		26.58	26.58
05/15/2025	Principal Paydown	43815BAC4	45,168.09	HAROT 2022-1 A3 1.88 05/15/2026	4,353.45		4,353.45
05/15/2025	Coupon	448973AD9	85,000.00	HART 2024-A A3 4.99 02/15/2029		353.46	353.46
05/15/2025	Coupon	448977AD0	61,423.06	HART 2022-A A3 2.22 10/15/2026		44.25	44.25
05/15/2025	Principal Paydown	448977AD0	61,423.06	HART 2022-A A3 2.22 10/15/2026	5,825.80		5,825.80
05/15/2025	Coupon	448979AD6	130,000.00	HART 2023-A A3 4.58 04/15/2027		336.80	336.80
05/15/2025	Principal Paydown	448979AD6	130,000.00	HART 2023-A A3 4.58 04/15/2027	8,257.51		8,257.51

CASH FLOW REPORT



Grossmont Healthcare District | Account #10892 | As of October 31, 2024

Payment Date	Transaction Type	CUSIP	Quantity	Security Description	Principal Amount	Income	Total Amount
05/15/2025	Coupon	47786WAD2	70,000.00	JDOT 2024-B A3 5.2 03/15/2029		303.33	303.33
05/15/2025	Coupon	47787JAC2	30,874.04	JDOT 2022 A3 0.36 09/15/2026		23.09	23.09
05/15/2025	Principal Paydown	47787JAC2	30,874.04	JDOT 2022 A3 0.36 09/15/2026	2,449.22		2,449.22
05/15/2025	Coupon	47800AAC4	70,736.72	JDOT 2022-B A3 3.74 02/16/2027		123.42	123.42
05/15/2025	Principal Paydown	47800AAC4	70,736.72	JDOT 2022-B A3 3.74 02/16/2027	5,375.39		5,375.39
05/15/2025	Coupon	47800BAC2	141,163.89	JDOT 2022-C A3 5.09 06/15/2027		391.22	391.22
05/15/2025	Principal Paydown	47800BAC2	141,163.89	JDOT 2022-C A3 5.09 06/15/2027	8,141.76		8,141.76
05/15/2025	Coupon	47800RAD5	50,000.00	JDOT 2024 A3 4.96 11/15/2028		206.67	206.67
05/15/2025	Coupon	58770AAC7	74,203.45	MBART 2023-1 A3 4.51 11/15/2027		193.63	193.63
05/15/2025	Principal Paydown	58770AAC7	74,203.45	MBART 2023-1 A3 4.51 11/15/2027	3,701.72		3,701.72
05/15/2025	Coupon	58770JAD6	75,000.00	MBALT 2024-A A3 5.32 01/18/2028		332.54	332.54
05/15/2025	Coupon	89238FAD5	136,999.81	TAOT 2022-B A3 2.93 09/15/2026		157.78	157.78
05/15/2025	Principal Paydown	89238FAD5	136,999.81	TAOT 2022-B A3 2.93 09/15/2026	10,703.06		10,703.06
05/15/2025	Coupon	89239TAD4	90,000.00	TAOT 2024-D A3 4.4 06/15/2029		335.25	335.25
05/15/2025	Coupon	9128283F5	375,000.00	UNITED STATES TREASURY 2.25 11/15/2027		4,218.75	4,218.75
05/15/2025	Coupon	91282CEQ0	1,000,000.00	UNITED STATES TREASURY 2.75 05/15/2025		13,750.00	13,750.00
05/15/2025	Final Maturity	91282CEQ0	1,000,000.00	UNITED STATES TREASURY 2.75 05/15/2025	1,000,000.00		1,000,000.00
05/15/2025	Coupon	91282CFW6	250,000.00	UNITED STATES TREASURY 4.5 11/15/2025		5,625.00	5,625.00
05/15/2025	Coupon	91282CHB0	500,000.00	UNITED STATES TREASURY 3.625 05/15/2026		9,062.50	9,062.50
05/15/2025	Coupon	91324PEC2	250,000.00	UNITEDHEALTH GROUP INC 1.15 05/15/2026		1,437.50	1,437.50
05/15/2025	Coupon	92970QAE5	155,000.00	WF CARD ISSUANCE TRUST 2024-2 4.29 10/15/2029		554.13	554.13
05/16/2025	Coupon	362583AD8	100,000.00	GMCAR 2023-2 A3 4.47 02/16/2028		316.48	316.48
05/16/2025	Principal Paydown	362583AD8	100,000.00	GMCAR 2023-2 A3 4.47 02/16/2028	5,602.25		5,602.25
05/16/2025	Coupon	362585AC5	36,018.90	GMCAR 2022-2 A3 3.1 02/16/2027		49.41	49.41
05/16/2025	Principal Paydown	362585AC5	36,018.90	GMCAR 2022-2 A3 3.1 02/16/2027	2,517.82		2,517.82
05/19/2025	Coupon	3130AXU63	500,000.00	FEDERAL HOME LOAN BANKS 4.625 11/17/2026		11,562.50	11,562.50
05/20/2025	Coupon	36269WAD1	100,000.00	GMALT 2024-2 A3 5.39 07/20/2027		449.17	449.17
05/20/2025	Coupon	747525AF0	250,000.00	QUALCOMM INC 3.45 05/20/2025		4,312.50	4,312.50
05/20/2025	Final Maturity	747525AF0	250,000.00	QUALCOMM INC 3.45 05/20/2025	250,000.00		250,000.00
05/21/2025	Coupon	438123AC5	250,000.00	HAROT 2023-4 A3 5.67 06/21/2028		1,181.25	1,181.25

CASH FLOW REPORT



Grossmont Healthcare District | Account #10892 | As of October 31, 2024

Payment Date	Transaction Type	CUSIP	Quantity	Security Description	Principal Amount	Income	Total Amount
05/26/2025	Coupon	05592XAD2	50,000.00	BMWOT 2023-A A3 5.47 02/25/2028		207.45	207.45
05/26/2025	Principal Paydown	05592XAD2	50,000.00	BMWOT 2023-A A3 5.47 02/25/2028	3,011.96		3,011.96
05/26/2025	Coupon	05602RAD3	29,441.29	BMWOT 2022-A A3 3.21 08/25/2026		32.78	32.78
05/26/2025	Principal Paydown	05602RAD3	29,441.29	BMWOT 2022-A A3 3.21 08/25/2026	2,570.25		2,570.25
05/26/2025	Coupon	096919AD7	125,000.00	BMWOT 2024-A A3 5.18 02/26/2029		539.58	539.58
05/26/2025	Coupon	3137BVZ82	275,000.00	FHMS K-063 A2 3.43 01/25/2027		786.04	786.04
05/26/2025	Coupon	3137F2LJ3	325,000.00	FHMS K-066 A2 3.117 06/25/2027		844.19	844.19
05/26/2025	Coupon	3137FBBX3	350,000.00	FHMS K-068 A2 3.244 08/25/2027		946.17	946.17
05/26/2025	Coupon	3137FETN0	395,000.00	FHMS K-073 A2 3.35 01/25/2028		1,102.71	1,102.71
05/26/2025	Coupon	3137FKSH0	325,000.00	FHMS K-086 A2 3.859 11/25/2028		1,045.15	1,045.15
05/26/2025	Coupon	3137H5YC5	350,000.00	FHMS K-748 A2 2.26 01/25/2029		659.17	659.17
May 2025 Total					1,727,510.19	82,936.05	1,810,446.24
JUNE 2025							
06/02/2025	Coupon	26442CAS3	350,000.00	DUKE ENERGY CAROLINAS LLC 2.95 12/01/2026		5,162.50	5,162.50
06/12/2025	Coupon	3130AWGR5	350,000.00	FEDERAL HOME LOAN BANKS 4.375 06/12/2026		7,656.25	7,656.25
06/13/2025	Coupon	06406RBG1	325,000.00	BANK OF NEW YORK MELLON CORP 3.992 06/13/2028		6,487.00	6,487.00
06/16/2025	Coupon	05522RDG0	375,000.00	BACCT 2023-1 A 4.79 05/15/2026		1,496.88	1,496.88
06/16/2025	Coupon	05522RDJ4	105,000.00	BACCT 2024-1 A 4.93 03/15/2029		431.38	431.38
06/16/2025	Coupon	161571HV9	300,000.00	CHAIT 241 A 4.6 01/16/2029		1,150.00	1,150.00
06/16/2025	Coupon	362583AD8	100,000.00	GMCAR 2023-2 A3 4.47 02/16/2028		295.61	295.61
06/16/2025	Principal Paydown	362583AD8	100,000.00	GMCAR 2023-2 A3 4.47 02/16/2028	5,503.93		5,503.93
06/16/2025	Coupon	362585AC5	36,018.90	GMCAR 2022-2 A3 3.1 02/16/2027		42.91	42.91
06/16/2025	Principal Paydown	362585AC5	36,018.90	GMCAR 2022-2 A3 3.1 02/16/2027	2,467.14		2,467.14
06/16/2025	Coupon	43815BAC4	45,168.09	HAROT 2022-1 A3 1.88 05/15/2026		19.76	19.76
06/16/2025	Principal Paydown	43815BAC4	45,168.09	HAROT 2022-1 A3 1.88 05/15/2026	4,245.75		4,245.75
06/16/2025	Coupon	448973AD9	85,000.00	HART 2024-A A3 4.99 02/15/2029		353.46	353.46
06/16/2025	Coupon	448977AD0	61,423.06	HART 2022-A A3 2.22 10/15/2026		33.47	33.47
06/16/2025	Principal Paydown	448977AD0	61,423.06	HART 2022-A A3 2.22 10/15/2026	5,700.96		5,700.96
06/16/2025	Coupon	448979AD6	130,000.00	HART 2023-A A3 4.58 04/15/2027		305.28	305.28

CASH FLOW REPORT



Grossmont Healthcare District | Account #10892 | As of October 31, 2024

Payment Date	Transaction Type	CUSIP	Quantity	Security Description	Principal Amount	Income	Total Amount
06/16/2025	Principal Paydown	448979AD6	130,000.00	HART 2023-A A3 4.58 04/15/2027	8,096.69		8,096.69
06/16/2025	Coupon	47786WAD2	70,000.00	JDOT 2024-B A3 5.2 03/15/2029		303.33	303.33
06/16/2025	Coupon	47787JAC2	30,874.04	JDOT 2022 A3 0.36 09/15/2026		18.36	18.36
06/16/2025	Principal Paydown	47787JAC2	30,874.04	JDOT 2022 A3 0.36 09/15/2026	1,981.83		1,981.83
06/16/2025	Coupon	47800AAC4	70,736.72	JDOT 2022-B A3 3.74 02/16/2027		106.66	106.66
06/16/2025	Principal Paydown	47800AAC4	70,736.72	JDOT 2022-B A3 3.74 02/16/2027	3,404.05		3,404.05
06/16/2025	Coupon	47800BAC2	141,163.89	JDOT 2022-C A3 5.09 06/15/2027		356.69	356.69
06/16/2025	Principal Paydown	47800BAC2	141,163.89	JDOT 2022-C A3 5.09 06/15/2027	7,035.24		7,035.24
06/16/2025	Coupon	47800RAD5	50,000.00	JDOT 2024 A3 4.96 11/15/2028		206.67	206.67
06/16/2025	Coupon	58770AAC7	74,203.45	MBART 2023-1 A3 4.51 11/15/2027		179.72	179.72
06/16/2025	Principal Paydown	58770AAC7	74,203.45	MBART 2023-1 A3 4.51 11/15/2027	3,632.07		3,632.07
06/16/2025	Coupon	58770JAD6	75,000.00	MBALT 2024-A A3 5.32 01/18/2028		332.54	332.54
06/16/2025	Coupon	89238FAD5	136,999.81	TAOT 2022-B A3 2.93 09/15/2026		131.65	131.65
06/16/2025	Principal Paydown	89238FAD5	136,999.81	TAOT 2022-B A3 2.93 09/15/2026	10,511.32		10,511.32
06/16/2025	Coupon	89239TAD4	90,000.00	TAOT 2024-D A3 4.4 06/15/2029		335.25	335.25
06/16/2025	Coupon	91282CEU1	1,000,000.00	UNITED STATES TREASURY 2.875 06/15/2025		14,375.00	14,375.00
06/16/2025	Final Maturity	91282CEU1	1,000,000.00	UNITED STATES TREASURY 2.875 06/15/2025	1,000,000.00		1,000,000.00
06/16/2025	Coupon	92970QAE5	155,000.00	WF CARD ISSUANCE TRUST 2024-2 4.29 10/15/2029		554.13	554.13
06/20/2025	Coupon	36269WAD1	100,000.00	GMALT 2024-2 A3 5.39 07/20/2027		449.17	449.17
06/23/2025	Coupon	438123AC5	250,000.00	HAROT 2023-4 A3 5.67 06/21/2028		1,181.25	1,181.25
06/25/2025	Coupon	05592XAD2	50,000.00	BMWOT 2023-A A3 5.47 02/25/2028		193.72	193.72
06/25/2025	Principal Paydown	05592XAD2	50,000.00	BMWOT 2023-A A3 5.47 02/25/2028	2,956.73		2,956.73
06/25/2025	Coupon	05602RAD3	29,441.29	BMWOT 2022-A A3 3.21 08/25/2026		25.90	25.90
06/25/2025	Principal Paydown	05602RAD3	29,441.29	BMWOT 2022-A A3 3.21 08/25/2026	2,420.46		2,420.46
06/25/2025	Coupon	096919AD7	125,000.00	BMWOT 2024-A A3 5.18 02/26/2029		539.58	539.58
06/25/2025	Coupon	3137BVZ82	275,000.00	FHMS K-063 A2 3.43 01/25/2027		786.04	786.04
06/25/2025	Coupon	3137F2LJ3	325,000.00	FHMS K-066 A2 3.117 06/25/2027		844.19	844.19
06/25/2025	Coupon	3137FBBX3	350,000.00	FHMS K-068 A2 3.244 08/25/2027		946.17	946.17
06/25/2025	Coupon	3137FETN0	395,000.00	FHMS K-073 A2 3.35 01/25/2028		1,102.71	1,102.71
06/25/2025	Coupon	3137FKSH0	325,000.00	FHMS K-086 A2 3.859 11/25/2028		1,045.15	1,045.15
06/25/2025	Coupon	3137H5YC5	350,000.00	FHMS K-748 A2 2.26 01/25/2029		659.17	659.17

CASH FLOW REPORT



Grossmont Healthcare District | Account #10892 | As of October 31, 2024

Payment Date	Transaction Type	CUSIP	Quantity	Security Description	Principal Amount	Income	Total Amount
06/25/2025	Coupon	437076DB5	350,000.00	HOME DEPOT INC 4.875 06/25/2027		8,531.25	8,531.25
06/30/2025	Coupon	89236TKC8	300,000.00	TOYOTA MOTOR CREDIT CORP 3.95 06/30/2025		5,925.00	5,925.00
06/30/2025	Final Maturity	89236TKC8	300,000.00	TOYOTA MOTOR CREDIT CORP 3.95 06/30/2025	300,000.00		300,000.00
06/30/2025	Coupon	91282CKX8	475,000.00	UNITED STATES TREASURY 4.25 06/30/2029		10,093.75	10,093.75
June 2025 Total					1,357,956.15	72,657.51	1,430,613.66
JULY 2025							
07/09/2025	Coupon	02665WFK2	250,000.00	AMERICAN HONDA FINANCE CORP 4.9 07/09/2027		6,125.00	6,125.00
07/15/2025	Coupon	05522RDG0	375,000.00	BACCT 2023-1 A 4.79 05/15/2026		1,496.88	1,496.88
07/15/2025	Coupon	05522RDJ4	105,000.00	BACCT 2024-1 A 4.93 03/15/2029		431.38	431.38
07/15/2025	Coupon	161571HV9	300,000.00	CHAIT 241 A 4.6 01/16/2029		1,150.00	1,150.00
07/15/2025	Coupon	43815BAC4	45,168.09	HAROT 2022-1 A3 1.88 05/15/2026		13.10	13.10
07/15/2025	Principal Paydown	43815BAC4	45,168.09	HAROT 2022-1 A3 1.88 05/15/2026	4,134.90		4,134.90
07/15/2025	Coupon	448973AD9	85,000.00	HART 2024-A A3 4.99 02/15/2029		353.46	353.46
07/15/2025	Coupon	448977AD0	61,423.06	HART 2022-A A3 2.22 10/15/2026		22.92	22.92
07/15/2025	Principal Paydown	448977AD0	61,423.06	HART 2022-A A3 2.22 10/15/2026	5,573.16		5,573.16
07/15/2025	Coupon	448979AD6	130,000.00	HART 2023-A A3 4.58 04/15/2027		274.38	274.38
07/15/2025	Principal Paydown	448979AD6	130,000.00	HART 2023-A A3 4.58 04/15/2027	7,930.61		7,930.61
07/15/2025	Coupon	47786WAD2	70,000.00	JDOT 2024-B A3 5.2 03/15/2029		303.33	303.33
07/15/2025	Coupon	47787JAC2	30,874.04	JDOT 2022 A3 0.36 09/15/2026		14.53	14.53
07/15/2025	Principal Paydown	47787JAC2	30,874.04	JDOT 2022 A3 0.36 09/15/2026	2,347.55		2,347.55
07/15/2025	Coupon	47800AAC4	70,736.72	JDOT 2022-B A3 3.74 02/16/2027		96.05	96.05
07/15/2025	Principal Paydown	47800AAC4	70,736.72	JDOT 2022-B A3 3.74 02/16/2027	2,883.36		2,883.36
07/15/2025	Coupon	47800BAC2	141,163.89	JDOT 2022-C A3 5.09 06/15/2027		326.85	326.85
07/15/2025	Principal Paydown	47800BAC2	141,163.89	JDOT 2022-C A3 5.09 06/15/2027	7,679.67		7,679.67
07/15/2025	Coupon	47800RAD5	50,000.00	JDOT 2024 A3 4.96 11/15/2028		206.67	206.67
07/15/2025	Coupon	58770AAC7	74,203.45	MBART 2023-1 A3 4.51 11/15/2027		166.07	166.07
07/15/2025	Principal Paydown	58770AAC7	74,203.45	MBART 2023-1 A3 4.51 11/15/2027	3,559.66		3,559.66
07/15/2025	Coupon	58770JAD6	75,000.00	MBALT 2024-A A3 5.32 01/18/2028		332.54	332.54
07/15/2025	Coupon	756109AU8	300,000.00	REALTY INCOME CORP 3.65 01/15/2028		5,475.00	5,475.00
07/15/2025	Coupon	89238FAD5	136,999.81	TAOT 2022-B A3 2.93 09/15/2026		105.98	105.98
07/15/2025	Principal Paydown	89238FAD5	136,999.81	TAOT 2022-B A3 2.93 09/15/2026	10,308.48		10,308.48

CASH FLOW REPORT



Grossmont Healthcare District | Account #10892 | As of October 31, 2024

Payment Date	Transaction Type	CUSIP	Quantity	Security Description	Principal Amount	Income	Total Amount
07/15/2025	Coupon	89239TAD4	90,000.00	TAOT 2024-D A3 4.4 06/15/2029		335.25	335.25
07/15/2025	Coupon	91282CEY3	1,000,000.00	UNITED STATES TREASURY 3.0 07/15/2025		15,000.00	15,000.00
07/15/2025	Final Maturity	91282CEY3	1,000,000.00	UNITED STATES TREASURY 3.0 07/15/2025	1,000,000.00		1,000,000.00
07/15/2025	Coupon	91282CGE5	500,000.00	UNITED STATES TREASURY 3.875 01/15/2026		9,687.50	9,687.50
07/15/2025	Coupon	91282CHM6	500,000.00	UNITED STATES TREASURY 4.5 07/15/2026		11,250.00	11,250.00
07/15/2025	Coupon	92970QAE5	155,000.00	WF CARD ISSUANCE TRUST 2024-2 4.29 10/15/2029		554.13	554.13
07/16/2025	Coupon	362583AD8	100,000.00	GMCAR 2023-2 A3 4.47 02/16/2028		275.10	275.10
07/16/2025	Principal Paydown	362583AD8	100,000.00	GMCAR 2023-2 A3 4.47 02/16/2028	5,395.73		5,395.73
07/16/2025	Coupon	362585AC5	36,018.90	GMCAR 2022-2 A3 3.1 02/16/2027		36.53	36.53
07/16/2025	Principal Paydown	362585AC5	36,018.90	GMCAR 2022-2 A3 3.1 02/16/2027	2,409.90		2,409.90
07/17/2025	Coupon	3133EPQC2	300,000.00	FEDERAL FARM CREDIT BANKS FUNDING CORP 4.625 07/17/2026		6,937.50	6,937.50
07/17/2025	Coupon	89115A2S0	325,000.00	TORONTO-DOMINION BANK 5.532 07/17/2026		8,989.50	8,989.50
07/21/2025	Coupon	36269WAD1	100,000.00	GMALT 2024-2 A3 5.39 07/20/2027		449.17	449.17
07/21/2025	Coupon	438123AC5	250,000.00	HAROT 2023-4 A3 5.67 06/21/2028		1,181.25	1,181.25
07/23/2025	Coupon	46647PEA0	175,000.00	JPMORGAN CHASE & CO 5.04 01/23/2028		4,410.00	4,410.00
07/25/2025	Coupon	05592XAD2	50,000.00	BMWOT 2023-A A3 5.47 02/25/2028		180.25	180.25
07/25/2025	Principal Paydown	05592XAD2	50,000.00	BMWOT 2023-A A3 5.47 02/25/2028	2,726.51		2,726.51
07/25/2025	Coupon	05602RAD3	29,441.29	BMWOT 2022-A A3 3.21 08/25/2026		19.43	19.43
07/25/2025	Principal Paydown	05602RAD3	29,441.29	BMWOT 2022-A A3 3.21 08/25/2026	2,314.97		2,314.97
07/25/2025	Coupon	096919AD7	125,000.00	BMWOT 2024-A A3 5.18 02/26/2029		539.58	539.58
07/25/2025	Coupon	3137BVZ82	275,000.00	FHMS K-063 A2 3.43 01/25/2027		786.04	786.04
07/25/2025	Coupon	3137F2LJ3	325,000.00	FHMS K-066 A2 3.117 06/25/2027		844.19	844.19
07/25/2025	Coupon	3137FBBX3	350,000.00	FHMS K-068 A2 3.244 08/25/2027		946.17	946.17
07/25/2025	Coupon	3137FETN0	395,000.00	FHMS K-073 A2 3.35 01/25/2028		1,102.71	1,102.71
07/25/2025	Coupon	3137FKSH0	325,000.00	FHMS K-086 A2 3.859 11/25/2028		1,045.15	1,045.15
07/25/2025	Coupon	3137H5YC5	350,000.00	FHMS K-748 A2 2.26 01/25/2029		659.17	659.17
07/29/2025	Coupon	46647PBA3	250,000.00	JPMORGAN CHASE & CO 3.96 01/29/2027		4,950.00	4,950.00
07/31/2025	Coupon	91282CGH8	500,000.00	UNITED STATES TREASURY 3.5 01/31/2028		8,750.00	8,750.00
July 2025 Total					1,057,264.51	95,822.74	1,153,087.24
AUGUST 2025							

CASH FLOW REPORT



Grossmont Healthcare District | Account #10892 | As of October 31, 2024

Payment Date	Transaction Type	CUSIP	Quantity	Security Description	Principal Amount	Income	Total Amount
08/05/2025	Coupon	63743HFM9	300,000.00	NATIONAL RURAL UTILITIES COOPERATIVE FINANCE CORP 4.8 02/05/2027		7,200.00	7,200.00
08/06/2025	Coupon	3133ERNP2	550,000.00	FEDERAL FARM CREDIT BANKS FUNDING CORP 4.0 08/06/2027		11,000.00	11,000.00
08/06/2025	Coupon	69371RT30	355,000.00	PACCAR FINANCIAL CORP 4.45 08/06/2027		7,898.75	7,898.75
08/13/2025	Coupon	713448FQ6	65,000.00	PEPSICO INC 4.55 02/13/2026		1,478.75	1,478.75
08/15/2025	Coupon	05522RDG0	375,000.00	BACCT 2023-1 A 4.79 05/15/2026		1,496.88	1,496.88
08/15/2025	Coupon	05522RDJ4	105,000.00	BACCT 2024-1 A 4.93 03/15/2029		431.38	431.38
08/15/2025	Coupon	161571HV9	300,000.00	CHAIT 241 A 4.6 01/16/2029		1,150.00	1,150.00
08/15/2025	Coupon	43815BAC4	45,168.09	HAROT 2022-1 A3 1.88 05/15/2026		6.63	6.63
08/15/2025	Principal Paydown	43815BAC4	45,168.09	HAROT 2022-1 A3 1.88 05/15/2026	4,008.77		4,008.77
08/15/2025	Coupon	448973AD9	85,000.00	HART 2024-A A3 4.99 02/15/2029		353.46	353.46
08/15/2025	Coupon	448977AD0	61,423.06	HART 2022-A A3 2.22 10/15/2026		12.61	12.61
08/15/2025	Principal Paydown	448977AD0	61,423.06	HART 2022-A A3 2.22 10/15/2026	5,413.82		5,413.82
08/15/2025	Coupon	448979AD6	130,000.00	HART 2023-A A3 4.58 04/15/2027		244.11	244.11
08/15/2025	Principal Paydown	448979AD6	130,000.00	HART 2023-A A3 4.58 04/15/2027	7,705.54		7,705.54
08/15/2025	Coupon	47786WAD2	70,000.00	JDOT 2024-B A3 5.2 03/15/2029		303.33	303.33
08/15/2025	Coupon	47787JAC2	30,874.04	JDOT 2022 A3 0.36 09/15/2026		9.99	9.99
08/15/2025	Principal Paydown	47787JAC2	30,874.04	JDOT 2022 A3 0.36 09/15/2026	2,127.04		2,127.04
08/15/2025	Coupon	47800AAC4	70,736.72	JDOT 2022-B A3 3.74 02/16/2027		87.07	87.07
08/15/2025	Principal Paydown	47800AAC4	70,736.72	JDOT 2022-B A3 3.74 02/16/2027	2,705.65		2,705.65
08/15/2025	Coupon	47800BAC2	141,163.89	JDOT 2022-C A3 5.09 06/15/2027		294.27	294.27
08/15/2025	Principal Paydown	47800BAC2	141,163.89	JDOT 2022-C A3 5.09 06/15/2027	7,416.05		7,416.05
08/15/2025	Coupon	47800RAD5	50,000.00	JDOT 2024 A3 4.96 11/15/2028		206.67	206.67
08/15/2025	Coupon	58770AAC7	74,203.45	MBART 2023-1 A3 4.51 11/15/2027		152.69	152.69
08/15/2025	Principal Paydown	58770AAC7	74,203.45	MBART 2023-1 A3 4.51 11/15/2027	3,159.07		3,159.07
08/15/2025	Coupon	58770JAD6	75,000.00	MBALT 2024-A A3 5.32 01/18/2028		332.54	332.54
08/15/2025	Coupon	89238FAD5	136,999.81	TAOT 2022-B A3 2.93 09/15/2026		80.81	80.81
08/15/2025	Principal Paydown	89238FAD5	136,999.81	TAOT 2022-B A3 2.93 09/15/2026	10,051.40		10,051.40
08/15/2025	Coupon	89239TAD4	90,000.00	TAOT 2024-D A3 4.4 06/15/2029		335.25	335.25
08/15/2025	Coupon	91282CGL9	500,000.00	UNITED STATES TREASURY 4.0 02/15/2026		10,000.00	10,000.00

CASH FLOW REPORT



Grossmont Healthcare District | Account #10892 | As of October 31, 2024

Payment Date	Transaction Type	CUSIP	Quantity	Security Description	Principal Amount	Income	Total Amount
08/15/2025	Coupon	92970QAE5	155,000.00	WF CARD ISSUANCE TRUST 2024-2 4.29 10/15/2029		554.13	554.13
08/18/2025	Coupon	362583AD8	100,000.00	GMCAR 2023-2 A3 4.47 02/16/2028		255.01	255.01
08/18/2025	Principal Paydown	362583AD8	100,000.00	GMCAR 2023-2 A3 4.47 02/16/2028	5,236.23		5,236.23
08/18/2025	Coupon	362585AC5	36,018.90	GMCAR 2022-2 A3 3.1 02/16/2027		30.31	30.31
08/18/2025	Principal Paydown	362585AC5	36,018.90	GMCAR 2022-2 A3 3.1 02/16/2027	2,332.30		2,332.30
08/20/2025	Coupon	36269WAD1	100,000.00	GMALT 2024-2 A3 5.39 07/20/2027		449.17	449.17
08/21/2025	Coupon	438123AC5	250,000.00	HAROT 2023-4 A3 5.67 06/21/2028		1,181.25	1,181.25
08/21/2025	Principal Paydown	438123AC5	250,000.00	HAROT 2023-4 A3 5.67 06/21/2028	9,281.93		9,281.93
08/21/2025	Coupon	907818GE2	155,000.00	UNION PACIFIC CORP 4.75 02/21/2026		3,681.25	3,681.25
08/25/2025	Coupon	05592XAD2	50,000.00	BMWOT 2023-A A3 5.47 02/25/2028		167.82	167.82
08/25/2025	Principal Paydown	05592XAD2	50,000.00	BMWOT 2023-A A3 5.47 02/25/2028	2,645.01		2,645.01
08/25/2025	Coupon	05602RAD3	29,441.29	BMWOT 2022-A A3 3.21 08/25/2026		13.24	13.24
08/25/2025	Principal Paydown	05602RAD3	29,441.29	BMWOT 2022-A A3 3.21 08/25/2026	2,241.78		2,241.78
08/25/2025	Coupon	096919AD7	125,000.00	BMWOT 2024-A A3 5.18 02/26/2029		539.58	539.58
08/25/2025	Coupon	3137BVZ82	275,000.00	FHMS K-063 A2 3.43 01/25/2027		786.04	786.04
08/25/2025	Coupon	3137F2LJ3	325,000.00	FHMS K-066 A2 3.117 06/25/2027		844.19	844.19
08/25/2025	Coupon	3137FBBX3	350,000.00	FHMS K-068 A2 3.244 08/25/2027		946.17	946.17
08/25/2025	Coupon	3137FETN0	395,000.00	FHMS K-073 A2 3.35 01/25/2028		1,102.71	1,102.71
08/25/2025	Coupon	3137FKSH0	325,000.00	FHMS K-086 A2 3.859 11/25/2028		1,045.15	1,045.15
08/25/2025	Coupon	3137H5YC5	350,000.00	FHMS K-748 A2 2.26 01/25/2029		659.17	659.17
08/26/2025	Coupon	17275RBQ4	145,000.00	CISCO SYSTEMS INC 4.8 02/26/2027		3,480.00	3,480.00
August 2025 Total					64,324.59	58,810.33	123,134.92
SEPTEMBER 2025							
09/02/2025	Coupon	91282CHX2	500,000.00	UNITED STATES TREASURY 4.375 08/31/2028		10,937.50	10,937.50
09/09/2025	Coupon	3133EPCR4	350,000.00	FEDERAL FARM CREDIT BANKS FUNDING CORP 4.75 03/09/2026		8,312.50	8,312.50
09/09/2025	Coupon	931142EW9	60,000.00	WALMART INC 3.9 09/09/2025		1,170.00	1,170.00
09/09/2025	Final Maturity	931142EW9	60,000.00	WALMART INC 3.9 09/09/2025	60,000.00		60,000.00
09/10/2025	Coupon	3130ATS57	350,000.00	FEDERAL HOME LOAN BANKS 4.5 03/10/2028		7,875.00	7,875.00
09/11/2025	Coupon	3130AWTQ3	350,000.00	FEDERAL HOME LOAN BANKS 4.625 09/11/2026		8,093.75	8,093.75

CASH FLOW REPORT



Grossmont Healthcare District | Account #10892 | As of October 31, 2024

Payment Date	Transaction Type	CUSIP	Quantity	Security Description	Principal Amount	Income	Total Amount
09/12/2025	Coupon	037833DB3	325,000.00	APPLE INC 2.9 09/12/2027		4,712.50	4,712.50
09/12/2025	Coupon	3130AVBC5	500,000.00	FEDERAL HOME LOAN BANKS 4.5 03/12/2027		11,250.00	11,250.00
09/15/2025	Coupon	05522RDG0	375,000.00	BACCT 2023-1 A 4.79 05/15/2026		1,496.88	1,496.88
09/15/2025	Coupon	05522RDJ4	105,000.00	BACCT 2024-1 A 4.93 03/15/2029		431.38	431.38
09/15/2025	Coupon	161571HV9	300,000.00	CHAIT 241 A 4.6 01/16/2029		1,150.00	1,150.00
09/15/2025	Coupon	24422EWK1	300,000.00	JOHN DEERE CAPITAL CORP 4.15 09/15/2027		6,225.00	6,225.00
09/15/2025	Coupon	43815BAC4	45,168.09	HAROT 2022-1 A3 1.88 05/15/2026		0.35	0.35
09/15/2025	Effective Maturity	43815BAC4	45,168.09	HAROT 2022-1 A3 1.88 05/15/2026	220.97		220.97
09/15/2025	Coupon	448973AD9	85,000.00	HART 2024-A A3 4.99 02/15/2029		353.46	353.46
09/15/2025	Coupon	448977AD0	61,423.06	HART 2022-A A3 2.22 10/15/2026		2.60	2.60
09/15/2025	Effective Maturity	448977AD0	61,423.06	HART 2022-A A3 2.22 10/15/2026	1,403.23		1,403.23
09/15/2025	Coupon	448979AD6	130,000.00	HART 2023-A A3 4.58 04/15/2027		214.70	214.70
09/15/2025	Principal Paydown	448979AD6	130,000.00	HART 2023-A A3 4.58 04/15/2027	7,548.15		7,548.15
09/15/2025	Coupon	47786WAD2	70,000.00	JDOT 2024-B A3 5.2 03/15/2029		303.33	303.33
09/15/2025	Coupon	47787JAC2	30,874.04	JDOT 2022 A3 0.36 09/15/2026		5.87	5.87
09/15/2025	Principal Paydown	47787JAC2	30,874.04	JDOT 2022 A3 0.36 09/15/2026	2,071.90		2,071.90
09/15/2025	Coupon	47800AAC4	70,736.72	JDOT 2022-B A3 3.74 02/16/2027		78.63	78.63
09/15/2025	Principal Paydown	47800AAC4	70,736.72	JDOT 2022-B A3 3.74 02/16/2027	2,818.20		2,818.20
09/15/2025	Coupon	47800BAC2	141,163.89	JDOT 2022-C A3 5.09 06/15/2027		262.81	262.81
09/15/2025	Principal Paydown	47800BAC2	141,163.89	JDOT 2022-C A3 5.09 06/15/2027	6,378.08		6,378.08
09/15/2025	Coupon	47800RAD5	50,000.00	JDOT 2024 A3 4.96 11/15/2028		206.67	206.67
09/15/2025	Coupon	58770AAC7	74,203.45	MBART 2023-1 A3 4.51 11/15/2027		140.82	140.82
09/15/2025	Principal Paydown	58770AAC7	74,203.45	MBART 2023-1 A3 4.51 11/15/2027	3,065.83		3,065.83
09/15/2025	Coupon	58770JAD6	75,000.00	MBALT 2024-A A3 5.32 01/18/2028		332.54	332.54
09/15/2025	Coupon	89238FAD5	136,999.81	TAOT 2022-B A3 2.93 09/15/2026		56.27	56.27
09/15/2025	Principal Paydown	89238FAD5	136,999.81	TAOT 2022-B A3 2.93 09/15/2026	9,856.00		9,856.00
09/15/2025	Coupon	89239TAD4	90,000.00	TAOT 2024-D A3 4.4 06/15/2029		335.25	335.25
09/15/2025	Coupon	91282CFK2	350,000.00	UNITED STATES TREASURY 3.5 09/15/2025		6,125.00	6,125.00
09/15/2025	Final Maturity	91282CFK2	350,000.00	UNITED STATES TREASURY 3.5 09/15/2025	350,000.00		350,000.00
09/15/2025	Coupon	92970QAE5	155,000.00	WF CARD ISSUANCE TRUST 2024-2 4.29 10/15/2029		554.13	554.13
09/16/2025	Coupon	362583AD8	100,000.00	GMCAR 2023-2 A3 4.47 02/16/2028		235.50	235.50

CASH FLOW REPORT



Grossmont Healthcare District | Account #10892 | As of October 31, 2024

Payment Date	Transaction Type	CUSIP	Quantity	Security Description	Principal Amount	Income	Total Amount
09/16/2025	Principal Paydown	362583AD8	100,000.00	GMCAR 2023-2 A3 4.47 02/16/2028	5,132.70		5,132.70
09/16/2025	Coupon	362585AC5	36,018.90	GMCAR 2022-2 A3 3.1 02/16/2027		24.28	24.28
09/16/2025	Principal Paydown	362585AC5	36,018.90	GMCAR 2022-2 A3 3.1 02/16/2027	2,277.30		2,277.30
09/18/2025	Coupon	857477CL5	305,000.00	STATE STREET CORP 4.993 03/18/2027		7,614.33	7,614.33
09/22/2025	Coupon	36269WAD1	100,000.00	GMALT 2024-2 A3 5.39 07/20/2027		449.17	449.17
09/22/2025	Coupon	438123AC5	250,000.00	HAROT 2023-4 A3 5.67 06/21/2028		1,137.39	1,137.39
09/22/2025	Principal Paydown	438123AC5	250,000.00	HAROT 2023-4 A3 5.67 06/21/2028	14,606.35		14,606.35
09/25/2025	Coupon	05592XAD2	50,000.00	BMWOT 2023-A A3 5.47 02/25/2028		155.76	155.76
09/25/2025	Principal Paydown	05592XAD2	50,000.00	BMWOT 2023-A A3 5.47 02/25/2028	2,591.41		2,591.41
09/25/2025	Coupon	05602RAD3	29,441.29	BMWOT 2022-A A3 3.21 08/25/2026		7.24	7.24
09/25/2025	Principal Paydown	05602RAD3	29,441.29	BMWOT 2022-A A3 3.21 08/25/2026	1,885.10		1,885.10
09/25/2025	Coupon	096919AD7	125,000.00	BMWOT 2024-A A3 5.18 02/26/2029		539.58	539.58
09/25/2025	Coupon	3137BVZ82	275,000.00	FHMS K-063 A2 3.43 01/25/2027		786.04	786.04
09/25/2025	Coupon	3137F2LJ3	325,000.00	FHMS K-066 A2 3.117 06/25/2027		844.19	844.19
09/25/2025	Coupon	3137FBBX3	350,000.00	FHMS K-068 A2 3.244 08/25/2027		946.17	946.17
09/25/2025	Coupon	3137FETN0	395,000.00	FHMS K-073 A2 3.35 01/25/2028		1,102.71	1,102.71
09/25/2025	Coupon	3137FKSH0	325,000.00	FHMS K-086 A2 3.859 11/25/2028		1,045.15	1,045.15
09/25/2025	Coupon	3137H5YC5	350,000.00	FHMS K-748 A2 2.26 01/25/2029		659.17	659.17
09/26/2025	Coupon	3133EP6K6	250,000.00	FEDERAL FARM CREDIT BANKS FUNDING CORP 4.5 03/26/2027		5,625.00	5,625.00
09/30/2025	Coupon	91282CFL0	300,000.00	UNITED STATES TREASURY 3.875 09/30/2029		5,812.50	5,812.50
09/30/2025	Coupon	91282CFM8	500,000.00	UNITED STATES TREASURY 4.125 09/30/2027		10,312.50	10,312.50
09/30/2025	Coupon	91282CGT2	500,000.00	UNITED STATES TREASURY 3.625 03/31/2028		9,062.50	9,062.50
09/30/2025	Coupon	91282CKG5	450,000.00	UNITED STATES TREASURY 4.125 03/31/2029		9,281.25	9,281.25
September 2025 Total					469,855.24	126,267.35	596,122.58
Grand Total			110,860,053.29		6,754,511.81	974,475.11	7,728,986.92

IMPORTANT DISCLOSURES



Grossmont Healthcare District | Account #10892 | As of October 31, 2024

Chandler Asset Management, Inc. (“Chandler”) is an SEC registered investment adviser. For additional information about our firm, please see our current disclosures (Form ADV). To obtain a copy of our current disclosures, you may contact your client service representative by calling the number on the front of this statement or you may visit our website at www.chandlerasset.com.

Information contained in this monthly statement is confidential and is provided for informational purposes only and should not be construed as specific investment or legal advice. The information contained herein was obtained from sources believed to be reliable as of the date of this statement, but may become outdated or superseded at any time without notice.

Custody: Your qualified custodian bank maintains control of all assets reflected in this statement and we urge you to compare this statement to the one you receive from your qualified custodian. Chandler does not have any authority to withdraw or deposit funds from/to the custodian account.

Valuation: Prices are provided by IDC, an independent pricing source. In the event IDC does not provide a price or if the price provided is not reflective of fair market value, Chandler will obtain pricing from an alternative approved third party pricing source in accordance with our written valuation policy and procedures. Our valuation procedures are also disclosed in Item 5 of our Form ADV Part 2A.

Performance: Performance results are presented gross-of-advisory fees and represent the client’s Total Return. The deduction of advisory fees lowers performance results. These results include the reinvestment of dividends and other earnings. Past performance may not be indicative of future results. Therefore, clients should not assume that future performance of any specific investment or investment strategy will be profitable or equal to past performance levels. All investment strategies have the potential for profit or loss. Economic factors, market conditions or changes in investment strategies, contributions or withdrawals may materially alter the performance and results of your portfolio.

Source Ice Data Indices, LLC (“ICE”), used with permission. ICE PERMITS USE OF THE ICE INDICES AND RELATED DATA ON AN “AS IS” BASIS; ICE, ITS AFFILIATES AND THEIR RESPECTIVE THIRD PARTY SUPPLIERS DISCLAIM ANY AND ALL WARRANTIES AND REPRESENTATIONS, EXPRESS AND/OR IMPLIED, INCLUDING ANY WARRANTIES OF MERCHANTABILITY OR FITNESS FOR A PARTICULAR PURPOSE OR USE, INCLUDING THE INDICES, INDEX DATA AND ANY DATA INCLUDED IN, RELATED TO, OR DERIVED THEREFROM. NEITHER ICE DATA, ITS AFFILIATES OR THEIR RESPECTIVE THIRD PARTY PROVIDERS GUARANTEE THE QUALITY, ADEQUACY, ACCURACY, TIMELINESS OR COMPLETENESS OF THE INDICES OR THE INDEX DATA OR ANY COMPONENT THEREOF, AND THE INDICES AND INDEX DATA AND ALL COMPONENTS THEREOF ARE PROVIDED ON AN “AS IS” BASIS AND LICENSEE’S USE IS AT LICENSEE’S OWN RISK. ICE DATA, ITS AFFILIATES AND THEIR RESPECTIVE THIRD PARTY DO NOT SPONSOR, ENDORSE, OR RECOMMEND CHANDLER, OR ANY OF ITS PRODUCTS OR SERVICES.

Index returns assume reinvestment of all distributions. Historical performance results for investment indexes generally do not reflect the deduction of transaction and/or custodial charges or the deduction of an investment management fee, the incurrence of which would have the effect of decreasing historical performance results. It is not possible to invest directly in an index.

Ratings: Ratings information have been provided by Moody’s, S&P and Fitch through data feeds we believe to be reliable as of the date of this statement, however we cannot guarantee its accuracy.

Security level ratings for U.S. Agency issued mortgage-backed securities (“MBS”) reflect the issuer rating because the securities themselves are not rated. The issuing U.S. Agency guarantees the full and timely payment of both principal and interest and carries a AA+/Aaa/AAA by S&P, Moody’s and Fitch respectively.

BENCHMARK INDEX & DISCLOSURES



Grossmont Healthcare District | Account #10892 | As of October 31, 2024

Benchmark	Disclosure
ICE BofA 1-3 Yr US Treasury & Agency Index	The ICE BofA 1-3 Year US Treasury & Agency Index tracks the performance of US dollar denominated US Treasury and nonsubordinated US agency debt issued in the US domestic market. Qualifying securities must have an investment grade rating (based on an average of Moody's, S&P and Fitch). Qualifying securities must have at least one year remaining term to final maturity and less than three years remaining term to final maturity, at least 18 months to maturity at time of issuance, a fixed coupon schedule, and a minimum amount outstanding of \$1 billion for sovereigns and \$250 million for agencies.
ICE BofA 1-3 Yr AAA-A US Corp & Govt Index	The ICE BofA 1-3 AAA-A Year US Corporate & Government Index tracks the performance of US dollar denominated investment grade debt publicly issued in the US domestic market, including US Treasury, US agency, foreign government, supranational, and corporate securities. Qualifying securities must be rated AAA through A3 (based on an average of Moody's, S&P and Fitch). In addition, qualifying securities must have at least one year remaining term to final maturity and less than three years remaining term to final maturity, at least 18 months to final maturity at point of issuance, a fixed coupon schedule, and a minimum amount outstanding of \$1 billion for US Treasuries and \$250 million for all other securities.