



# GROSSMONT HEALTHCARE DISTRICT PROPOSITION G DESIGN & CONSTRUCTION SERVICES

## *Monthly Project Construction Report* For the month of August 2015

**Project:** East Tower Upgrade

**Updated:** August 26, 2015

**Contractor:** C.W. Driver

**Architect:** Stantec

Construction Budget Status	\$	Work In Place % Complete	Schedule Status	
Award Amount:	\$17,325,000.00		Contract Award:	April 3, 2012
			Executed Contract:	May 7, 2012
Approved CO's:	\$6,351,044.00		Original Completion:	Oct. 29, 2014
			Duration % Complete:	132%
Revised Contract:	\$23,676,044.00		Approved Time Extension:	0 CD's
Invoiced to Date:	\$20,148,646.00	85%	New Completion:	Oct. 29, 2014
<b>Balance</b>	\$3,527,398.00		Project Scheduled Variance:	-463 CD's
Total Forecast Pending CO's:	\$2,798,052.00		Forecast Completion:	February 4, 2016
<b>Forecast Adjusted Budget</b>	\$26,474,096.00		% Complete per forecast:	88%

<b>RISK STATUS</b>	Budget:	<span style="color: green;">○</span>	<span style="color: yellow;">○</span>	<span style="color: red;">●</span>	Schedule:	<span style="color: green;">○</span>	<span style="color: yellow;">○</span>	<span style="color: red;">●</span>

Incident Dashboard						
Month	Safety - CAL OSHA Incident		Regulatory Compliance / OSHPD (Notice of Non-Compliance)		Infection Control Breach	
	Yes	No	Yes	No	Yes	No
January	<input type="checkbox"/>	<input checked="" type="checkbox"/>	<input type="checkbox"/>	<input checked="" type="checkbox"/>	<input type="checkbox"/>	<input checked="" type="checkbox"/>
February	<input type="checkbox"/>	<input checked="" type="checkbox"/>	<input type="checkbox"/>	<input checked="" type="checkbox"/>	<input type="checkbox"/>	<input checked="" type="checkbox"/>
March	<input checked="" type="checkbox"/>	<input type="checkbox"/>	<input type="checkbox"/>	<input checked="" type="checkbox"/>	<input type="checkbox"/>	<input checked="" type="checkbox"/>
April	<input type="checkbox"/>	<input checked="" type="checkbox"/>	<input type="checkbox"/>	<input checked="" type="checkbox"/>	<input type="checkbox"/>	<input checked="" type="checkbox"/>
May	<input type="checkbox"/>	<input checked="" type="checkbox"/>	<input type="checkbox"/>	<input checked="" type="checkbox"/>	<input type="checkbox"/>	<input checked="" type="checkbox"/>
June	<input type="checkbox"/>	<input checked="" type="checkbox"/>	<input type="checkbox"/>	<input checked="" type="checkbox"/>	<input type="checkbox"/>	<input checked="" type="checkbox"/>
July	<input checked="" type="checkbox"/>	<input type="checkbox"/>	<input type="checkbox"/>	<input checked="" type="checkbox"/>	<input type="checkbox"/>	<input checked="" type="checkbox"/>
August	<input type="checkbox"/>	<input checked="" type="checkbox"/>	<input type="checkbox"/>	<input checked="" type="checkbox"/>	<input type="checkbox"/>	<input checked="" type="checkbox"/>
September	<input type="checkbox"/>	<input type="checkbox"/>	<input type="checkbox"/>	<input type="checkbox"/>	<input type="checkbox"/>	<input type="checkbox"/>
October	<input type="checkbox"/>	<input type="checkbox"/>	<input type="checkbox"/>	<input type="checkbox"/>	<input type="checkbox"/>	<input type="checkbox"/>
November	<input type="checkbox"/>	<input type="checkbox"/>	<input type="checkbox"/>	<input type="checkbox"/>	<input type="checkbox"/>	<input type="checkbox"/>
December	<input type="checkbox"/>	<input type="checkbox"/>	<input type="checkbox"/>	<input type="checkbox"/>	<input type="checkbox"/>	<input type="checkbox"/>
<b>Total</b>	<b>2</b>	<b>6</b>	<b>0</b>	<b>8</b>	<b>0</b>	<b>8</b>



# GROSSMONT HEALTHCARE DISTRICT PROPOSITION G DESIGN & CONSTRUCTION SERVICES

## *East Tower Monthly Project Construction Report -August 2015*

### **Safety –CAL OSHA:**

- There were 2 safety audits performed by the Smart Safety Group this month.
- CWD's corporate Safety Officer conducted 1 safety walk this month with 0 incidents to report.
- July Safety incident update: The injured worker had surgery on the injured thumb. He has recovered and returned to work in a light duty capacity. He is expected to make a full recovery. The final report is being reviewed by DCS.

### **Regulatory Compliance/OSHPD (Notice of Non-Compliance):**

- Six (6) transport vehicle parking stalls at the main entrance must be relocated and ADA compliant HC parking spaces restored prior to final project completion. Sharp FMD is proceeding with a plan to effect the relocation and restoration before the East Tower Renovation is completed.


### **Infection Control Issues/Status:**

- The infection control barriers on Level 5 are in place. Regular weekly walks on Level 5 with the Infection Control Supervisor and Sharp Safety are ongoing.

### **Overall Progress:**

- Framing, mechanical, electrical, low voltage, drywall, mud & tape, tile installation, and plumbing are ongoing throughout the floor. Headwall units are installed in all patient rooms. Level 5 substantial completion is forecasted for October 30, 2015.
- **Elevator Modernization:** OSHPD final sign off on the elevators is pending minor corrections and a final inspection by the ACO.


### **Construction Status Photos:**



Worker grinding metal studs



FSD in South Charting Room



In wall plumbing for new sink and dialysis box



# GROSSMONT HEALTHCARE DISTRICT PROPOSITION G DESIGN & CONSTRUCTION SERVICES

## Construction Status Photos (cont.):



Back of Toilet Carrier



Front of Toilet Carrier

## Design Issues:

- There are no current design issues.

## Construction Issues:

- There are no current critical construction issues.

## Corrective Action Plan *(when applicable)*:

**Prepared By:** Kate Herring and Robert Turner

**EAST TOWER UPGRADE**

Date: 08/26/2015

**Cost Status by Budget Category:**

Budget Category	Orig Contract/or Budget	Approved Changes	Current Actuals/Paid	Unspent Commitments	Current Commitments
<b>C.W. Driver</b>	<b>\$ 17,325,000</b>	<b>\$ 6,351,044</b>	<b>\$ 20,148,646</b>	<b>\$ 3,527,398</b>	<b>\$ 23,676,044</b>
Repairs and reimbursbles by Others	-	(214,601)		(214,601)	(214,601)
Commissioning	53,500	6,000	50,178	9,322	59,500
Elevators	-	23,440	5,592	17,848	23,440
Hazmat	43,124	52,615	69,180	26,559	95,739
Ptube Budget	581,605		80,988	500,617	581,605
Ptube Contingency	783,067			783,067	783,067
Insurance	282,669		282,669	-	282,669
<b>Construction Subtotal</b>	<b>19,068,965</b>	<b>6,218,498</b>	<b>20,637,253</b>	<b>4,650,210</b>	<b>25,287,463</b>
<b>Equipment Subtotal</b>	<b>-</b>	<b>38,171</b>	<b>24,403</b>	<b>13,768</b>	<b>38,171</b>
<b>Design and Consultant Fees Subtotal</b>	<b>3,700,831</b>	<b>3,220,555</b>	<b>6,090,296</b>	<b>831,090</b>	<b>6,921,386</b>
<b>Administrative Costs Subtotal</b>	<b>6,788,010</b>	<b>187,000</b>	<b>5,462,583</b>	<b>1,325,427</b>	<b>6,975,010</b>
<b>Project Subtotal</b>	<b>\$ 29,557,806</b>	<b>\$ 9,664,224</b>	<b>\$ 32,214,535</b>	<b>\$ 6,820,495</b>	<b>\$ 39,222,030</b>

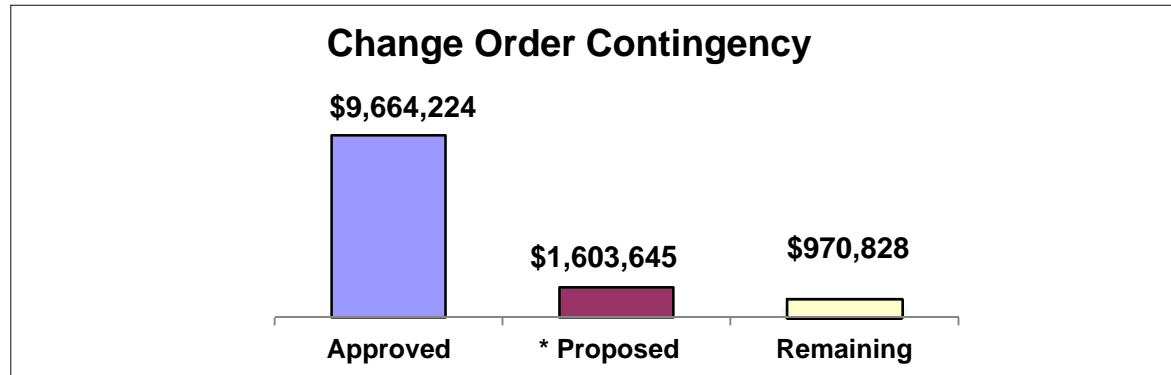
Contingency-Design and Construction Activity	Beginning	Approved	* Proposed	Remaining	Current
Contingency Bank	\$ 12,238,697	\$ 9,664,224	\$ 1,603,645	\$ 970,828	\$ 2,574,473
<b>Totals</b>	<b>\$ 12,238,697</b>	<b>\$ 9,664,224</b>	<b>\$ 1,603,645</b>	<b>\$ 970,828</b>	<b>\$ 2,574,473</b>

**Total Project Budget**

**\$41,796,503**

**\$41,796,503**

\* Note: Proposed includes Contractor/Designer proposals and Owner estimates for chgs to Floors 3,4,5 and admin costs to complete. and extended delay costs.





# GROSSMONT HEALTHCARE DISTRICT PROPOSITION G DESIGN & CONSTRUCTION SERVICES

## *H&V Monthly Project Construction Report* For the month of August 2015

**Project:** Heart and Vascular (B, A, Shell)

**Updated:** August 26, 2015

**Contractor:** McCarthy

**Architect:** KMD

Construction Budget Status	\$	Work In Place % Complete	Schedule Status	
Award Amount:	\$26,325,383.00		Contract Award:	January 28, 2013
Approved CO's:	\$4,167,853.00		Executed Contract:	April 9, 2013
Revised Contract:	\$30,493,236.00		Original Completion:	March 16, 2015
Invoiced to Date:	\$26,928,641.00	88.3%	Duration % Complete:	103.4%
<b>Balance</b>	\$3,564,595.00		Approved Time Extension:	132
Total Forecast Pending CO's:	\$3,574,145.00		New Completion:	July 26, 2015
<b>Forecast Adjusted Budget</b>	\$34,067,381.00		Project Scheduled Variance:	-248
			Forecast Completion:	March 31, 2016
			% Complete per forecast:	81%

<b>RISK STATUS</b>	Budget: <span style="display: inline-block; width: 15px; height: 15px; border: 1px solid green; border-radius: 50%; margin-right: 5px;"></span> <span style="display: inline-block; width: 15px; height: 15px; border: 1px solid yellow; border-radius: 50%; margin-right: 5px; background-color: yellow;"></span> <span style="display: inline-block; width: 15px; height: 15px; border: 1px solid red; border-radius: 50%; margin-right: 5px;"></span>	Schedule: <span style="display: inline-block; width: 15px; height: 15px; border: 1px solid green; border-radius: 50%; margin-right: 5px;"></span> <span style="display: inline-block; width: 15px; height: 15px; border: 1px solid yellow; border-radius: 50%; margin-right: 5px; background-color: yellow;"></span> <span style="display: inline-block; width: 15px; height: 15px; border: 1px solid red; border-radius: 50%; margin-right: 5px; background-color: red;"></span>
--------------------	--	---

Incident Dashboard						
Month	Safety - CAL OSHA Incident		Regulatory Compliance / OSHPD (Notice of Non-Compliance)		Infection Control Breach	
	Yes	No	Yes	No	Yes	No
January	<input type="checkbox"/>	<input checked="" type="checkbox"/>	<input type="checkbox"/>	<input checked="" type="checkbox"/>	<input type="checkbox"/>	<input checked="" type="checkbox"/>
February	<input type="checkbox"/>	<input checked="" type="checkbox"/>	<input type="checkbox"/>	<input checked="" type="checkbox"/>	<input type="checkbox"/>	<input checked="" type="checkbox"/>
March	<input checked="" type="checkbox"/>	<input type="checkbox"/>	<input type="checkbox"/>	<input checked="" type="checkbox"/>	<input type="checkbox"/>	<input checked="" type="checkbox"/>
April	<input type="checkbox"/>	<input checked="" type="checkbox"/>	<input type="checkbox"/>	<input checked="" type="checkbox"/>	<input type="checkbox"/>	<input checked="" type="checkbox"/>
May	<input type="checkbox"/>	<input checked="" type="checkbox"/>	<input type="checkbox"/>	<input checked="" type="checkbox"/>	<input type="checkbox"/>	<input checked="" type="checkbox"/>
June	<input type="checkbox"/>	<input checked="" type="checkbox"/>	<input type="checkbox"/>	<input checked="" type="checkbox"/>	<input type="checkbox"/>	<input checked="" type="checkbox"/>
July	<input type="checkbox"/>	<input checked="" type="checkbox"/>	<input type="checkbox"/>	<input checked="" type="checkbox"/>	<input type="checkbox"/>	<input checked="" type="checkbox"/>
August	<input type="checkbox"/>	<input checked="" type="checkbox"/>	<input type="checkbox"/>	<input checked="" type="checkbox"/>	<input type="checkbox"/>	<input checked="" type="checkbox"/>
September	<input type="checkbox"/>	<input type="checkbox"/>	<input type="checkbox"/>	<input type="checkbox"/>	<input type="checkbox"/>	<input type="checkbox"/>
October	<input type="checkbox"/>	<input type="checkbox"/>	<input type="checkbox"/>	<input type="checkbox"/>	<input type="checkbox"/>	<input type="checkbox"/>
November	<input type="checkbox"/>	<input type="checkbox"/>	<input type="checkbox"/>	<input type="checkbox"/>	<input type="checkbox"/>	<input type="checkbox"/>
December	<input type="checkbox"/>	<input type="checkbox"/>	<input type="checkbox"/>	<input type="checkbox"/>	<input type="checkbox"/>	<input type="checkbox"/>
<b>Total</b>	<b>1</b>	<b>7</b>	<b>0</b>	<b>8</b>	<b>0</b>	<b>8</b>



# GROSSMONT HEALTHCARE DISTRICT PROPOSITION G DESIGN & CONSTRUCTION SERVICES

## *H&V Monthly Project Construction Report –August 2015*

### **Safety- CAL OSHA:**

- There were no reportable safety incidents in August.

### **Regulatory Compliance/OSHPD (Notice of Non-Compliance):**

- There were no non-compliance reports issued in August.

### **Infection Control Issues/Status:**

- Infection control barriers are in place and in compliance for August.


### **Overall Progress:**

- The north and south site exiting plans have been approved with OSHPD in L.A., Site grading work is ongoing. North and South site design revision will be reviewed with the City of La Mesa Planning. A letter describing the design changes will be prepared and submitted.
- Penthouse mechanical structural work wrapped up the mechanical anchorage and pipe supports in order to commission the Air Handler Units. The Level A HVAC units have been commissioned and are currently running; air balancing for Level A is ongoing.
- Level B mechanical, electrical, plumbing finish installation is ongoing. Elevator work is ongoing with the machine rooms and control system. Flooring installation is in progress. The loading dock cement plaster ceiling is completed. Stair 1 framing is ongoing.
- Lab flooring has been completed and is ongoing in the remaining corridor and adjacent areas. Fire pump room and fire alarm devices are ongoing. North entrance canopy work is ongoing. West and South expansion joint work is ongoing and will be wrapping up.
- Sharp provided lab analyzer is being installed by the equipment vendor.

### **Construction Status Photos:**



**North Entrance Canopy**



**Air Handler Commissioning**



# GROSSMONT HEALTHCARE DISTRICT PROPOSITION G DESIGN & CONSTRUCTION SERVICES



**Loading Dock with Cement Plaster Ceiling**

## **Design Issues:**

- North HV entrance in front of the Pharmacy has a light fixture that does not fit in the round ceiling opening
- The medical gas line routes going out into the HV vault require revisions to coordinate between projects (CEP and H&V)

## **Construction Issues:**

- The north site footing work has an issue with existing medical gas underground lines
- Due to the construction condition, humidity is currently being monitored to assure we maintain the required relative humidity for casework installation
- Emergency power will not be available from the new Central Energy Plant until sometime in October 2015

## **Corrective Action Plan** *(when applicable):*

- Design:
  - Custom modifications are underway to fix the round light fixture installation issue
- Construction:
  - A solution to resolve the north site footing issue with the existing medical gas lines is being developed

**Prepared By:** Gary Kiebel / Kevin Herr / Vicki Townsend

HEART AND VASCULAR BUILDING

Date: 08/26/2015

Cost Status by Budget Category:

Budget Category	Orig Contract/or Budget	Approved Changes	Current Actuals/Paid	Unspent Commitments	Current Commitments
<b>McCarthy Contract</b>	<b>\$ 26,325,383</b>	<b>\$ 4,167,853</b>	<b>\$ 26,928,641</b>	<b>\$ 3,564,595</b>	<b>\$ 30,493,236</b>
Sharp Const Reimb		(294,313)	(294,313)	-	(294,313)
Commissioning	96,740	-	36,784	59,956	96,740
Hazmat	8,410	86,824	92,301	2,933	95,234
Ptube Budget	697,395		520,922	176,473	697,395
Ptube Contingency	270,957		-	270,957	270,957
<b>Construction Subtotal</b>	<b>27,398,885</b>	<b>3,960,364</b>	<b>27,284,335</b>	<b>3,803,957</b>	<b>31,359,249</b>
<b>Equipment Subtotal</b>	<b>909,775</b>		<b>-</b>	<b>909,775</b>	<b>909,775</b>
<b>Design and Consultant Fees Subtotal</b>	<b>8,588,211</b>	<b>5,047,239</b>	<b>12,622,360</b>	<b>1,013,090</b>	<b>13,635,450</b>
<b>Administrative Costs Subtotal</b>	<b>9,752,654</b>	<b>49,647</b>	<b>9,238,527</b>	<b>514,127</b>	<b>9,802,301</b>
<b>Project Subtotal</b>	<b>\$ 46,649,525</b>	<b>\$ 9,057,250</b>	<b>\$ 49,145,222</b>	<b>\$ 6,240,949</b>	<b>\$ 55,706,775</b>

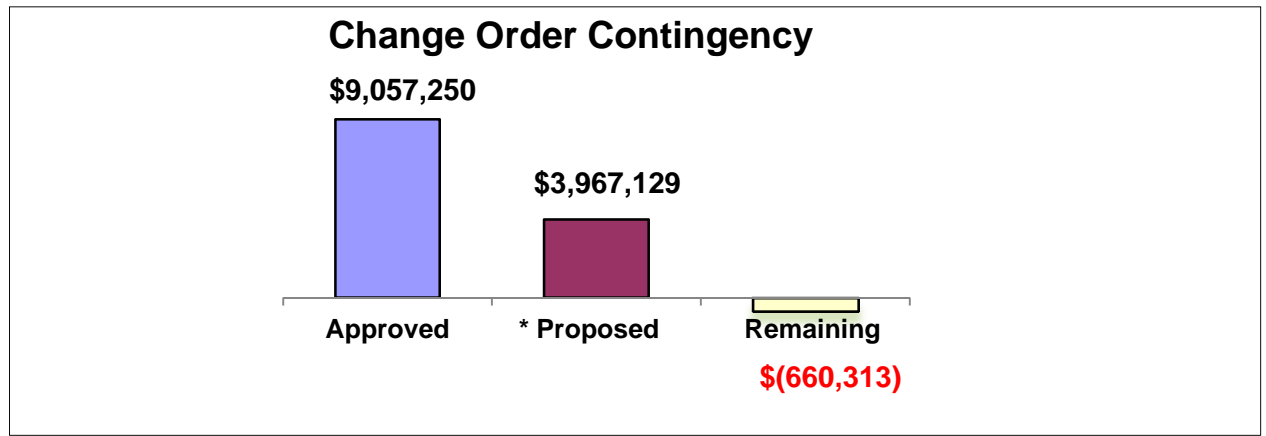
Contingency-Design and Construction Activity	Beginning	Approved	* Proposed	Remaining	Current
Contingency Bank	\$ 12,364,066	\$ 9,057,250	\$ 3,967,129	\$ (660,313)	\$ 3,306,816
<b>Totals</b>	<b>\$ 12,364,066</b>	<b>\$ 9,057,250</b>	<b>\$ 3,967,129</b>	<b>\$ (660,313)</b>	<b>\$ 3,306,816</b>

**Total Project Budget**

**\$59,013,591**

**\$59,013,591**

\* Proposed includes Contractor and Designer PCOs and Owner estimates for projected costs, extended delays and adm costs to complete.



Level 1 Buildout - DESIGN PHASE

Date: 08/28/2015

Cost Status by Budget Category:

Budget Category	Orig Contract/or Budget	Approved Changes	Current Actuals/Paid	Unspent Commitments	Current Commitments	Forecast	**Proposed Changes
<b>Current Construction Budget</b>	<b>\$ 10,856,368</b>	<b>\$ -</b>	<b>\$ -</b>	<b>\$ 10,856,368</b>	<b>\$ 10,856,368</b>	<b>\$ 15,442,700</b>	<b>\$ 4,586,332</b>
Hazmat	-	-	-	-	-	\$ 35,000	\$ 35,000
Commissioning	20,000	-	-	20,000	20,000	\$ 100,000	\$ 80,000
<b>Construction Subtotal</b>	<b>10,876,368</b>	<b>-</b>	<b>-</b>	<b>10,876,368</b>	<b>10,876,368</b>	<b>15,577,700</b>	<b>\$ 4,701,332</b>
<b>Equipment Subtotal</b>	<b>4,328,628</b>	<b>-</b>	<b>-</b>	<b>4,328,628</b>	<b>4,328,628</b>	<b>\$ 4,328,628</b>	<b>\$ -</b>
<b>Design and Consultant Fees Subtotal</b>	<b>1,888,631</b>	<b>761,219</b>	<b>2,033,001</b>	<b>616,849</b>	<b>2,649,850</b>	<b>\$ 3,470,884</b>	<b>\$ 821,034</b>
<b>Administrative Costs Subtotal</b>	<b>3,812,021</b>	<b>-</b>	<b>1,132,499</b>	<b>2,679,522</b>	<b>3,812,021</b>	<b>\$ 3,892,550</b>	<b>\$ 80,529</b>
<b>Project Subtotal</b>	<b>\$ 20,905,648</b>	<b>\$ 761,219</b>	<b>\$ 3,165,500</b>	<b>\$ 18,501,367</b>	<b>\$ 21,666,867</b>	<b>\$ 27,269,762</b>	<b>\$ 5,602,895</b>

Contingency-Design and Construction Activity	* Beginning	Approved	Proposed	Remaining	Current	Forecast	***Excess Contingency
Contingency Bank	\$ 8,248,277	\$ 761,219	\$ 5,602,895	\$ 1,884,163	\$ 7,487,058	\$ 1,557,770	\$ 326,393
<b>Totals</b>	<b>\$ 8,248,277</b>	<b>\$ 761,219</b>	<b>\$ 5,602,895</b>	<b>\$ 1,884,163</b>	<b>\$ 7,487,058</b>	<b>\$ 1,557,770</b>	<b>\$ 326,393</b>

**Total Project Budget**

**\$29,153,925**

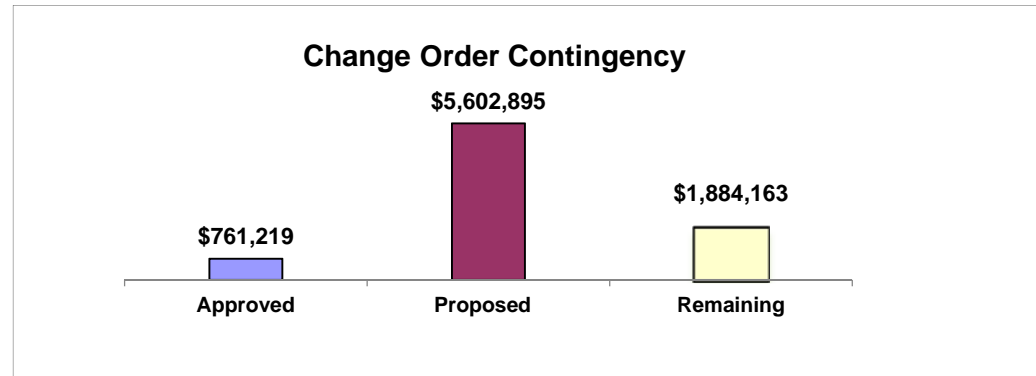
**\$29,153,925**

**\$28,827,532**

\*Beginning Contingency increased \$4 mil from a an approved transfer of \$4 mil from the Equip budget.

\*\* Proposed construction budget based on Cummings est 2014

\*\*\* Excess Contingency is based upon:  
 Remaining of \$1,884,163  
 less forecast \$1,557,770 (10% of const subtotal)  
 Excess \$ 326,393





# GROSSMONT HEALTHCARE DISTRICT PROPOSITION G DESIGN & CONSTRUCTION SERVICES

## Monthly Project Construction Report For the month of August 2015

**Project:** Central Energy Plant/Co-Gen

**Updated:** August 26, 2015

**Contractor:** McCarthy

**Architect:** Syska Hennessy

CEP Construction Budget Status	\$	Work In Place % Complete	Schedule Status	
Award Amount:	26,066,942.00		Contract Award:	July 27, 2012
			Executed Contract:	
Approved CO's:	5,419,451.00		Original Completion:	March 2, 2015
			Duration % Complete:	119%
Revised Contract:	31,486,393.00		Approved Time Extension:	123 Days
Invoiced to Date:	28,760,096.00	91%	New Completion:	July 3, 2015
<b>Balance</b>	2,726,297.00		Project Scheduled Variance:	-315
Total Forecast Pending CO's:	8,142,361.00		Forecast Completion:	May 13, 2016
<b>Forecast Adjusted Budget</b>	39,628,754.00		% Complete per forecast:	81%

<b>RISK STATUS</b>	Budget: <span style="color: green;">○</span> <span style="color: yellow;">○</span> <span style="color: red;">●</span>	Schedule: <span style="color: green;">○</span> <span style="color: yellow;">○</span> <span style="color: red;">●</span>
--------------------	---	---

COGEN Construction Budget Status	\$	Work In Place % Complete	Schedule Status	
Award Amount:	6,907,991.00		Contract Award:	July, 27, 2012
			Executed Contract:	
Approved CO's:	910,346.00		Original Completion:	March 2, 2015
			Duration % Complete:	119%
Revised Contract:	7,818,337.00		Approved Time Extension:	123 Days
Invoiced to Date:	7,057,497.00	90%	New Completion:	July 3, 2015
<b>Balance</b>	760,840		Project Scheduled Variance:	-315
Total Forecast Pending CO's:	803,050		Forecast Completion:	May 13, 2016
<b>Forecast Adjusted Budget</b>	8,621,387		% Complete per forecast:	81%

<b>RISK STATUS</b>	Budget: <span style="color: green;">●</span> <span style="color: yellow;">○</span> <span style="color: red;">○</span>	Schedule: <span style="color: green;">○</span> <span style="color: yellow;">○</span> <span style="color: red;">●</span>
--------------------	---	---

## Incident Dashboard

Month	Safety - CAL OSHA Incident		Regulatory Compliance / OSHPD (Notice of Non-Compliance)		Infection Control Breach	
	Yes	No	Yes	No	Yes	No
January		✓		✓		✓
February		✓		✓		✓
March	✓			✓		✓
April	✓			✓		✓
May		✓		✓		✓
June		✓		✓		✓
July		✓		✓		✓
August		✓		✓		✓
September						
October						
November						
December						
<b>Total</b>	2	6	0	8	0	8



**GROSSMONT HEALTHCARE DISTRICT  
PROPOSITION G  
DESIGN & CONSTRUCTION SERVICES**

*Central Energy Plant  
Monthly Project Construction Report- August 2015*

**Safety –CAL OSHA:**

- There were no reportable safety incidents in August.

**Regulatory Compliance/OSHPD (Notice of Non-Compliance):**

- There were no non-compliances reported in August.

**Infection Control Issues/Status:**

- Infection control barriers are in place and in compliance.

**Overall Progress:**

*(Interior)*

- Normal power is energized and sub panels and motor control centers are in the process of being energized.
- Alarm Panels are installed and in the process of being powered up.
- Lighting fixture installation is nearly completed.
- Installation of controls systems is falling behind.
- Steam piping was completed.
- The fuel oil control panel is installed, commissioned, and bought off.
- Emergency Power transfer switches on the 2<sup>nd</sup> floor have been tested.
- Emergency Generator testing is ongoing.

*(Exterior)*

- Chemical treatment equipment was delivered and installed.
- Emergency Generators and automatic transfer switches are in the process of load bank testing.
- Fuel oil system commissioning noted several deficiencies which are being addressed
- Finishes around the trash enclosure at the North end of the project are being completed.
- Work in the CEP vault is complete.
- Trellis underground from the D&T Vault will be complete by the first week in September.
- Soft water system has been started and brine was delivered to the underground storage tank.

**Existing Central Utility Plant (CUP);**

- Utility Trellis structural steel is installed on the North side of the South Loading Dock.
- Chilled Water Pipe Supports are underway on the Existing Plant Roof.

**.COGEN Status:**

- CA ISO agreements and components (Meters) are in process.
- The NGR is installed.
- Final electrical connections to the Turbine and all ancillary equipment are underway and will finish mid-September.

**Construction Status Photos:**



# GROSSMONT HEALTHCARE DISTRICT PROPOSITION G DESIGN & CONSTRUCTION SERVICES



*Remote Annunciator Panel in Control Room*

*Emergency Power Service Board*

*Chemical Treatment and Soft Water Equipment*

## **Design Issues:**

- Emergency Generator enclosures OSHPD change order is approved and awaiting final pricing. Work should be starting in early September.
- The code complying wall removal behind HVSB is approved.
- Adding CO2 to the MedGas farm is finished and waiting for OSHPD approval.
- Bulk Oxygen pad modifications are complete and waiting for OSHPD approval.
- Refrigerant lines in corridor have been resolved and require no additional work.

## **Construction Issues:**

- Emergency Generator Enclosure re-work.

## **Corrective Action Plan (when applicable):**

- None

**Prepared By:** Nick Aden

Central Energy Plant

Date: 08/26/2015

Cost Status by Budget Category:

Budget Category	Orig Contract/or Budget	Approved Changes	Current Actuals/Paid	Unspent Commitments	Current Commitments
<b>McCarthy Contract</b>	<b>\$ 26,066,942</b>	<b>\$ 5,419,451</b>	<b>\$ 28,760,096</b>	<b>\$ 2,726,297</b>	<b>\$ 31,486,393</b>
Commissioning	122,000	-	100,337	\$ 21,663	122,000
HazMat Abatement	-	25,000	-	25,000	25,000
<b>Construction Subtotal</b>	<b>26,188,942</b>	<b>5,444,451</b>	<b>28,860,433</b>	<b>2,772,960</b>	<b>31,633,393</b>
<b>Equipment Subtotal</b>	<b>-</b>	<b>-</b>	<b>-</b>	<b>-</b>	<b>-</b>
<b>Design and Consultant Fees Subtotal</b>	<b>3,847,500</b>	<b>3,688,145</b>	<b>6,460,412</b>	<b>1,075,233</b>	<b>7,535,645</b>
<b>Administrative Costs Subtotal</b>	<b>8,354,706</b>		<b>7,904,129</b>	<b>450,577</b>	<b>8,354,706</b>
<b>Project Subtotal</b>	<b>\$ 38,391,148</b>	<b>\$ 9,132,596</b>	<b>\$ 43,224,974</b>	<b>\$ 4,298,770</b>	<b>\$ 47,523,744</b>

Contingency-Design and Construction Activity	* Beginning	Approved	** Proposed	Remaining	Current
Contingency Bank	\$ 12,796,305	\$ 9,132,596	\$ 8,186,286	\$ (4,522,577)	\$ 3,663,709
<b>Totals</b>	<b>\$ 12,796,305</b>	<b>\$ 9,132,596</b>	<b>\$ 8,186,286</b>	<b>\$ (4,522,577)</b>	<b>\$ 3,663,709</b>

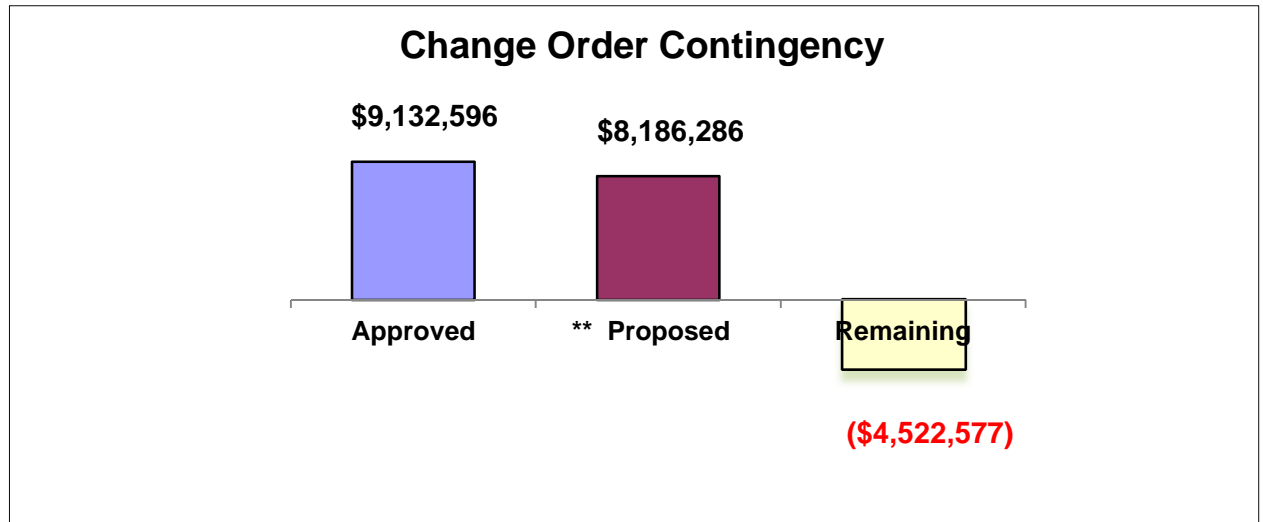
**Total Project Budget**

**\$ 51,187,453**

**\$ 51,187,453**

\* Includes \$4mil of added funding on 5/4/15 per approved BM#341 from excess bond issuance fees and interest earned.

\*\* Proposed includes Contractor, Designer proposed changes, and Owner estimates for projected construction, delays, admin costs to complete.



Co-Generation-RBS Funded (Not Prop G)

8/26/2015

Cost Status by Budget Category:

Budget Category	Orig Contract/or Budget	Approved Changes	Current Actuals/Paid	Unspent Commitments	Current Commitments
<b>McCarthy Contract</b>	<b>\$ 6,907,991</b>	<b>\$ 910,346</b>	<b>\$ 7,057,497</b>	<b>\$ 760,840</b>	<b>\$ 7,818,337</b>
Commissioning	50,000	30,014	-	80,014	80,014
Solar-Cogen Unit	4,642,786	178,889	4,706,589	115,086	4,821,675
<b>Construction Subtotal</b>	<b>11,600,777</b>	<b>1,119,249</b>	<b>11,764,086</b>	<b>955,940</b>	<b>12,720,026</b>
<b>Equipment Subtotal</b>	<b>-</b>	<b>-</b>	<b>-</b>	<b>-</b>	<b>-</b>
<b>Design and Consultant Fees Subtotal</b>	<b>-</b>	<b>623,927</b>	<b>222,988</b>	<b>400,939</b>	<b>623,927</b>
<b>Administrative Costs Subtotal</b>	<b>1,003,638</b>	<b>-</b>	<b>568,430</b>	<b>435,208</b>	<b>1,003,638</b>
<b>Project Subtotal</b>	<b>\$ 12,604,415</b>	<b>\$ 1,743,176</b>	<b>\$ 12,555,504</b>	<b>\$ 1,792,087</b>	<b>\$ 14,347,591</b>

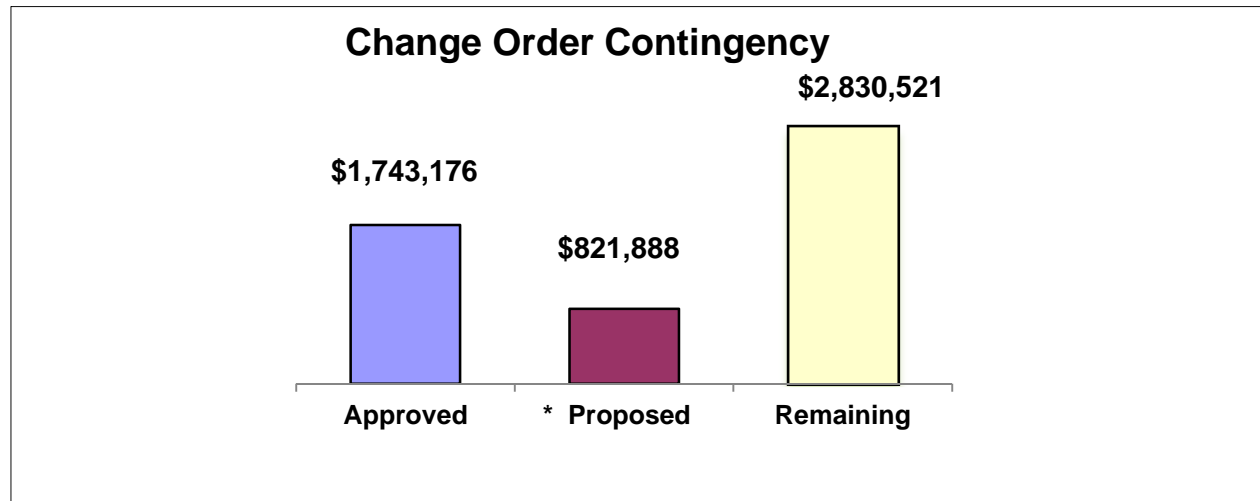
Contingency-Design and Construction Activity	Beginning	Approved	* Proposed	Remaining	Current
Contingency Bank	\$ 5,395,585	\$ 1,743,176	\$ 821,888	\$ 2,830,521	\$ 3,652,409
<b>Totals</b>	<b>\$ 5,395,585</b>	<b>\$ 1,743,176</b>	<b>\$ 821,888</b>	<b>\$ 2,830,521</b>	<b>\$ 3,652,409</b>

**Total Project Budget**

**\$18,000,000**

**\$18,000,000**

\* Proposed includes GC and AE proposals, Owner estimated projected const costs, and admin costs to complete.



EARLY UTILITIES

Date: 08/26/2015

Cost Status by Budget Category:

Budget Category	Orig Contract/or Budget	Approved Changes	Current Actuals/Paid	Unspent Commitments	Current Commitments
<b>Swinerton</b>	\$ 7,400,000	\$ 3,065,137	\$ 10,465,137	\$ -	\$ 10,465,137
Repairs by othes-Hawthorne and HWD	726,244	48,053	774,297	-	774,297
Credit back from Sharp	-	(167,723)	(167,723)	-	(167,723)
Hazmat		113,415	113,415	-	113,415
<b>Construction Subtotal</b>	<b>8,126,244</b>	<b>3,058,882</b>	<b>11,185,126</b>	<b>-</b>	<b>11,185,126</b>
<b>Equipment Subtotal</b>	<b>-</b>	<b>-</b>	<b>-</b>	<b>-</b>	<b>-</b>
<b>Design and Consultant Fees Subtotal</b>	<b>16,810</b>	<b>829,015</b>	<b>773,942</b>	<b>71,883</b>	<b>845,825</b>
<b>* Administrative Costs Subtotal</b>	<b>1,447,970</b>	<b>-</b>	<b>1,328,051</b>	<b>119,919</b>	<b>1,447,970</b>
<b>Project Subtotal</b>	<b>\$ 9,591,024</b>	<b>\$ 3,887,897</b>	<b>\$ 13,287,119</b>	<b>\$ 191,802</b>	<b>\$ 13,478,921</b>

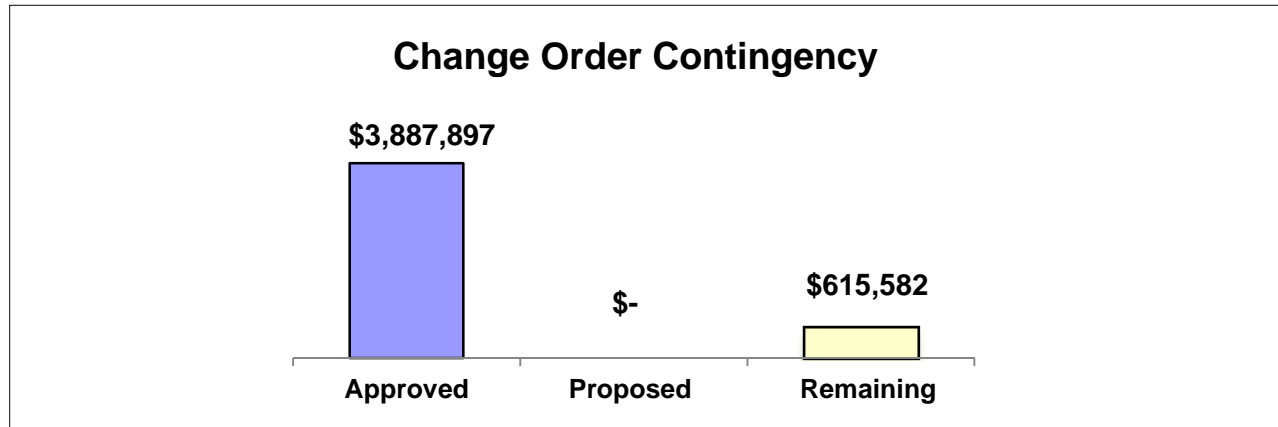
Contingency-Design and Construction Activity	Beginning	Approved	Proposed	Remaining	Current
Contingency Bank	\$ 4,503,479	\$ 3,887,897	\$ -	\$ 615,582	\$ 615,582
<b>Totals</b>	<b>\$ 4,503,479</b>	<b>\$ 3,887,897</b>	<b>\$ -</b>	<b>\$ 615,582</b>	<b>\$ 615,582</b>

**Total Project Budget**

**\$14,094,503**

**\$14,094,503**

Project is pending final OSHPD closeout.



South Load Dock/Level B Seismic  
 Cost Status by Budget Category:

Date: 08/26/2015

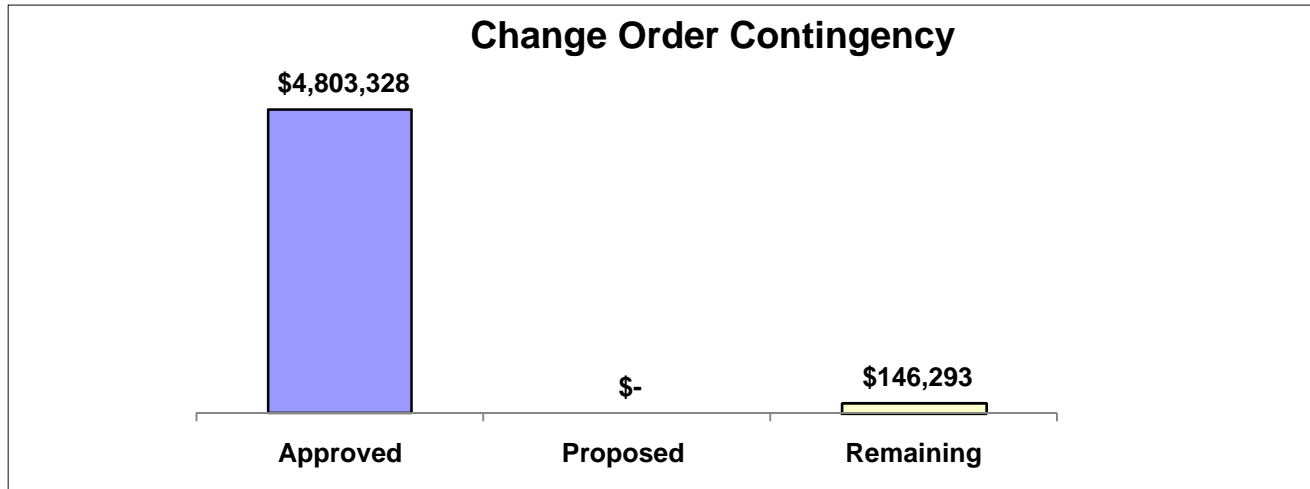
Budget Category	Orig Contract/or Budget	Approved Changes	Current Actuals/Paid	Unspent Commitments	Current Commitments
C.W. Driver	\$ 5,666,285	\$ 3,576,381	\$ 9,242,666	\$ -	\$ 9,242,666
Repairs by Others-JW Smart and Sharp	79,683	(3,114)	76,569	-	76,569
<b>Construction Subtotal</b>	<b>5,745,968</b>	<b>3,573,267</b>	<b>9,319,235</b>	<b>-</b>	<b>9,319,235</b>
<b>Equipment Subtotal</b>	<b>-</b>	<b>-</b>	<b>-</b>	<b>-</b>	<b>-</b>
<b>Design and Consultant Fees Subtotal</b>	<b>30,968</b>	<b>1,213,558</b>	<b>1,244,526</b>	<b>-</b>	<b>1,244,526</b>
<b>Administrative Costs Subtotal</b>	<b>1,410,937</b>	<b>16,503</b>	<b>1,419,784</b>	<b>7,656</b>	<b>1,427,440</b>
<b>Project Subtotal</b>	<b>\$ 7,187,873</b>	<b>\$ 4,803,328</b>	<b>\$ 11,983,545</b>	<b>\$ 7,656</b>	<b>\$ 11,991,201</b>

Contingency-Design and Construction Activity	Beginning	Approved	Proposed	Remaining	Current
Contingency Bank	\$ 4,949,621	\$ 4,803,328	\$ -	\$ 146,293	\$ 146,293
<b>Totals</b>	<b>\$ 4,949,621</b>	<b>\$ 4,803,328</b>	<b>\$ -</b>	<b>\$ 146,293</b>	<b>\$ 146,293</b>

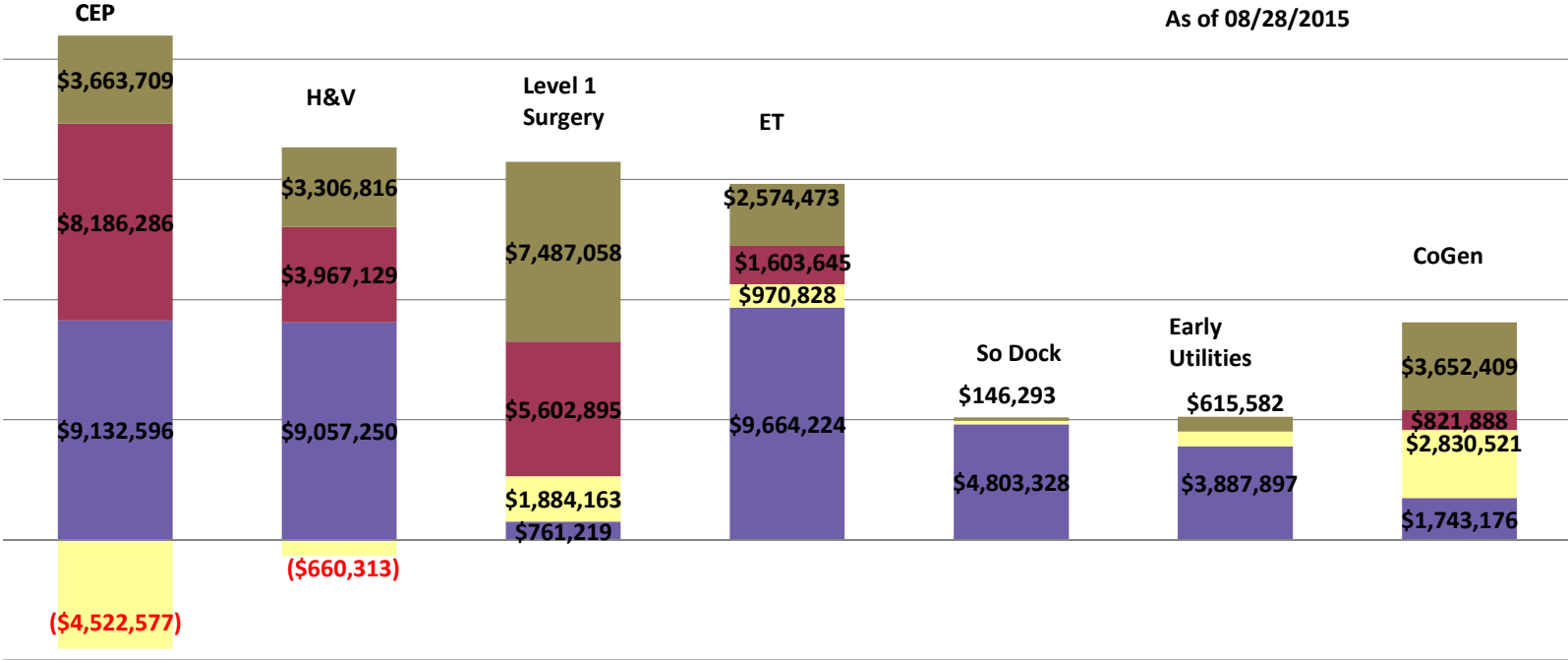
**Total Project Budget**

**\$12,137,494**

**\$12,137,494**



**Prop G-Status of Contingency Funds  
As of 08/28/2015**



	CEP	H&V	Level 1	E Tower	SLD	EUP	CoGen (Non Prop G funded)
■ Current Bank	\$3,663,709	\$3,306,816	\$7,487,058	\$2,574,473	\$146,293	\$615,582	\$3,652,409
■ Proposed	\$8,186,286	\$3,967,129	\$5,602,895	\$1,603,645	\$0	\$0	\$821,888
■ Remaining	(\$4,522,577)	(\$660,313)	\$1,884,163	\$970,828	\$146,293	\$615,582	\$2,830,521
■ Approved	\$9,132,596	\$9,057,250	\$761,219	\$9,664,224	\$4,803,328	\$3,887,897	\$1,743,176