



GROSSMONT HEALTHCARE DISTRICT PROPOSITION G DESIGN & CONSTRUCTION SERVICES

*Monthly Project Construction Report
For the month of June 2015*

Project: East Tower Upgrade

Updated: June 23, 2015

Contractor: C.W. Driver

Architect: Stantec

| Construction Budget Status | \$ | Work In Place % Complete | Schedule Status | |
|---------------------------------|-----------------|--------------------------|-----------------------------|---------------|
| Award Amount: | \$17,325,000.00 | | Contract Award: | April 3, 2012 |
| | | | Executed Contract: | May 7, 2012 |
| Approved CO's: | \$6,133,627.00 | | Original Completion: | Oct. 29, 2014 |
| | | | Duration % Complete: | 125% |
| Revised Contract: | \$23,458,627.00 | | Approved Time Extension: | 0 CD's |
| Invoiced to Date: | \$18,946,585.00 | 81% | New Completion: | Oct. 29, 2014 |
| Balance | \$4,512,042.00 | | Project Scheduled Variance: | -487 CD's |
| Total Forecast Pending CO's: | \$3,262,405.00 | | Forecast Completion: | March 1, 2016 |
| Forecast Adjusted Budget | \$26,721,032.00 | | % Complete per forecast: | 82% |

| | | | | |
|--------------------|---------|--|-----------|--|
| RISK STATUS | Budget: | <input type="radio"/> ○ <input checked="" type="radio"/> ○ <input type="radio"/> ○ | Schedule: | <input type="radio"/> ○ <input type="radio"/> ○ <input checked="" type="radio"/> ○ |
|--------------------|---------|--|-----------|--|

| Incident Dashboard | | | | | | |
|--------------------|-------------------------------------|-------------------------------------|--|-------------------------------------|--------------------------|-------------------------------------|
| Month | Safety - CAL OSHA Incident | | Regulatory Compliance / OSHPD (Notice of Non-Compliance) | | Infection Control Breach | |
| | Yes | No | Yes | No | Yes | No |
| January | <input type="checkbox"/> | <input checked="" type="checkbox"/> | <input type="checkbox"/> | <input checked="" type="checkbox"/> | <input type="checkbox"/> | <input checked="" type="checkbox"/> |
| February | <input type="checkbox"/> | <input checked="" type="checkbox"/> | <input type="checkbox"/> | <input checked="" type="checkbox"/> | <input type="checkbox"/> | <input checked="" type="checkbox"/> |
| March | <input checked="" type="checkbox"/> | <input type="checkbox"/> | <input type="checkbox"/> | <input checked="" type="checkbox"/> | <input type="checkbox"/> | <input checked="" type="checkbox"/> |
| April | <input type="checkbox"/> | <input checked="" type="checkbox"/> | <input type="checkbox"/> | <input checked="" type="checkbox"/> | <input type="checkbox"/> | <input checked="" type="checkbox"/> |
| May | <input type="checkbox"/> | <input checked="" type="checkbox"/> | <input type="checkbox"/> | <input checked="" type="checkbox"/> | <input type="checkbox"/> | <input checked="" type="checkbox"/> |
| June | <input type="checkbox"/> | <input checked="" type="checkbox"/> | <input type="checkbox"/> | <input checked="" type="checkbox"/> | <input type="checkbox"/> | <input checked="" type="checkbox"/> |
| July | <input type="checkbox"/> | <input type="checkbox"/> | <input type="checkbox"/> | <input type="checkbox"/> | <input type="checkbox"/> | <input type="checkbox"/> |
| August | <input type="checkbox"/> | <input type="checkbox"/> | <input type="checkbox"/> | <input type="checkbox"/> | <input type="checkbox"/> | <input type="checkbox"/> |
| September | <input type="checkbox"/> | <input type="checkbox"/> | <input type="checkbox"/> | <input type="checkbox"/> | <input type="checkbox"/> | <input type="checkbox"/> |
| October | <input type="checkbox"/> | <input type="checkbox"/> | <input type="checkbox"/> | <input type="checkbox"/> | <input type="checkbox"/> | <input type="checkbox"/> |
| November | <input type="checkbox"/> | <input type="checkbox"/> | <input type="checkbox"/> | <input type="checkbox"/> | <input type="checkbox"/> | <input type="checkbox"/> |
| December | <input type="checkbox"/> | <input type="checkbox"/> | <input type="checkbox"/> | <input type="checkbox"/> | <input type="checkbox"/> | <input type="checkbox"/> |
| Total | 1 | 5 | 0 | 6 | 0 | 6 |



GROSSMONT HEALTHCARE DISTRICT PROPOSITION G DESIGN & CONSTRUCTION SERVICES

Monthly Project Construction Report

Safety –CAL OSHA:

- There was 1 safety audit performed by the Smart Safety Group this month.
- CWD's corporate Safety Officer conducted 1 safety walk this month with 0 incidents to report.
- There were no safety incidents this month.

Regulatory Compliance/OSHPD (Notice of Non-Compliance):

- Discussions with the OSHPD RCO confirmed the (6) remaining transport vehicle parking stalls at the main entrance will need to be restored prior to receiving final project completion. During those discussions it was determined the new transport vehicle location does not fall under OSHPD jurisdiction and permits will be received by the City of La Mesa. Sharp FMD is proceeding to complete the relocation project within the timeframe of the East Tower Renovation.

Infection Control Issues/Status:

- The infection control barriers on Level 5 are in place. Regular weekly walks on Level 5 with the Infection Control Supervisor and Sharp Safety have been re-established.

Overall Progress:

- Work on Level 4 is complete! Patients and Staff moved in June 2nd! Level 5 was turned over to CWD on June 5th.
- Level 5 demolition commenced on June 8th. Anticipated completion of Level 5 is at the end of October.
- **Miscellaneous:** The toilet carrier replacement performed by the hospital's vendor is scheduled to commence June 29th and will take approximately 3 ½ weeks to complete.

Construction Status Photos:



Central Nurses' Station



North ADA Patient Room



Single Patient Room

Design Issues:

- There are no current design issues.

Construction Issues:

- There are no current critical construction issues.

Corrective Action Plan (when applicable):

Prepared By: Kate Herring and Robert Turner

EAST TOWER UPGRADE

Date: 06/23/2015

Cost Status by Budget Category:

| Budget Category | Orig Contract/or Budget | Approved Changes | Current Actuals/Paid | Unspent Commitments | Current Commitments |
|--|-------------------------|---------------------|----------------------|---------------------|----------------------|
| C.W. Driver | \$ 17,325,000 | \$ 6,133,627 | \$ 18,946,585 | \$ 4,512,042 | \$ 23,458,627 |
| Repairs and reimbursbles by Others | \$ - | \$ (214,601) | | \$ (214,601) | \$ (214,601) |
| Commissioning | 53,500 | 6,000 | 47,721 | 11,779 | 59,500 |
| Elevators | - | 18,640 | - | 18,640 | 18,640 |
| Hazmat | 43,124 | 37,615 | 69,180 | 11,559 | 80,739 |
| Ptube Budget | 581,605 | | 80,988 | 500,617 | 581,605 |
| Ptube Contingency | 783,067 | | | 783,067 | 783,067 |
| Insurance | 282,669 | | 282,669 | - | 282,669 |
| Construction Subtotal | 19,068,965 | 5,981,281 | 19,427,143 | 5,623,103 | 25,050,246 |
| Equipment Subtotal | - | 25,321 | 11,814 | 13,507 | 25,321 |
| Design and Consultant Fees Subtotal | 3,700,831 | 3,220,555 | 5,937,128 | 984,258 | 6,921,386 |
| Administrative Costs Subtotal | 6,788,010 | 187,000 | 5,290,198 | 1,497,812 | 6,975,010 |
| Project Subtotal | \$ 29,557,806 | \$ 9,414,157 | \$ 30,666,283 | \$ 8,118,680 | \$ 38,971,963 |

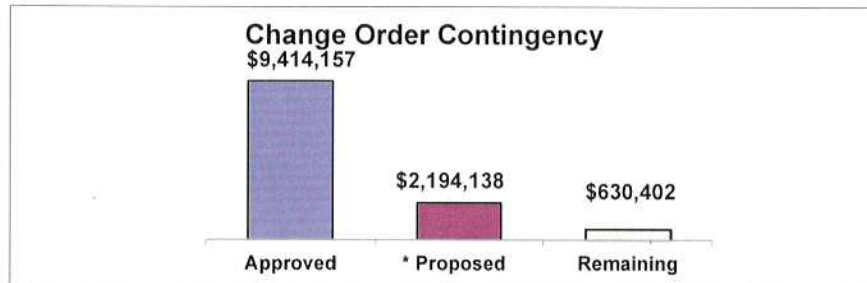
| Contingency-Design and Construction Activity | Beginning | Approved | * Proposed | Remaining | Current |
|--|---------------------|--------------------|--------------------|------------------|--------------------|
| Contingency Bank | \$12,238,697 | \$9,414,157 | \$2,194,138 | \$630,402 | \$2,824,540 |
| Totals | \$12,238,697 | \$9,414,157 | \$2,194,138 | \$630,402 | \$2,824,540 |

Total Project Budget

\$41,796,503

\$41,796,503

* Note: Proposed includes Contractor/Designer proposals and Owner estimates for chgs to Floors 3,4,5 and admin costs to complete.





GROSSMONT HEALTHCARE DISTRICT PROPOSITION G DESIGN & CONSTRUCTION SERVICES

Monthly Project Construction Report For the month of June 2015

Project: Heart and Vascular (B, A, Shell)

Updated: June 24, 2015

Contractor: McCarthy

Architect: KMD

| Construction Budget Status | \$ | Work In Place % Complete | Schedule Status | |
|---------------------------------|-----------------|--------------------------|-----------------------------|------------------|
| Award Amount: | \$26,325,383.00 | | Contract Award: | January 28, 2013 |
| | | | Executed Contract: | April 9, 2013 |
| Approved CO's: | \$3,774,194.00 | | Original Completion: | March 16, 2015 |
| | | | Duration % Complete: | 96.5% |
| Revised Contract: | \$30,099,577.00 | | Approved Time Extension: | 132 |
| Invoiced to Date: | \$25,351,701.00 | 84.2% | New Completion: | July 26, 2015 |
| Balance | \$4,747,876.00 | | Project Scheduled Variance: | -186 |
| Total Forecast Pending CO's: | \$3,505,907.00 | | Forecast Completion: | January 29, 2016 |
| Forecast Adjusted Budget | \$33,605,484.00 | | % Complete per forecast: | 80% |

| | | |
|--------------------|--|---|
| RISK STATUS | Budget: | Schedule: |
|--------------------|--|---|

| Incident Dashboard | | | | | | |
|--------------------|-------------------------------------|-------------------------------------|--|-------------------------------------|--------------------------|-------------------------------------|
| Month | Safety - CAL OSHA Incident | | Regulatory Compliance / OSHPD (Notice of Non-Compliance) | | Infection Control Breach | |
| | Yes | No | Yes | No | Yes | No |
| January | <input type="checkbox"/> | <input checked="" type="checkbox"/> | <input type="checkbox"/> | <input checked="" type="checkbox"/> | <input type="checkbox"/> | <input checked="" type="checkbox"/> |
| February | <input type="checkbox"/> | <input checked="" type="checkbox"/> | <input type="checkbox"/> | <input checked="" type="checkbox"/> | <input type="checkbox"/> | <input checked="" type="checkbox"/> |
| March | <input checked="" type="checkbox"/> | <input type="checkbox"/> | <input type="checkbox"/> | <input checked="" type="checkbox"/> | <input type="checkbox"/> | <input checked="" type="checkbox"/> |
| April | <input type="checkbox"/> | <input checked="" type="checkbox"/> | <input type="checkbox"/> | <input checked="" type="checkbox"/> | <input type="checkbox"/> | <input checked="" type="checkbox"/> |
| May | <input type="checkbox"/> | <input checked="" type="checkbox"/> | <input type="checkbox"/> | <input checked="" type="checkbox"/> | <input type="checkbox"/> | <input checked="" type="checkbox"/> |
| June | <input type="checkbox"/> | <input checked="" type="checkbox"/> | <input type="checkbox"/> | <input checked="" type="checkbox"/> | <input type="checkbox"/> | <input checked="" type="checkbox"/> |
| July | <input type="checkbox"/> | <input type="checkbox"/> | <input type="checkbox"/> | <input type="checkbox"/> | <input type="checkbox"/> | <input type="checkbox"/> |
| August | <input type="checkbox"/> | <input type="checkbox"/> | <input type="checkbox"/> | <input type="checkbox"/> | <input type="checkbox"/> | <input type="checkbox"/> |
| September | <input type="checkbox"/> | <input type="checkbox"/> | <input type="checkbox"/> | <input type="checkbox"/> | <input type="checkbox"/> | <input type="checkbox"/> |
| October | <input type="checkbox"/> | <input type="checkbox"/> | <input type="checkbox"/> | <input type="checkbox"/> | <input type="checkbox"/> | <input type="checkbox"/> |
| November | <input type="checkbox"/> | <input type="checkbox"/> | <input type="checkbox"/> | <input type="checkbox"/> | <input type="checkbox"/> | <input type="checkbox"/> |
| December | <input type="checkbox"/> | <input type="checkbox"/> | <input type="checkbox"/> | <input type="checkbox"/> | <input type="checkbox"/> | <input type="checkbox"/> |
| Total | 1 | 5 | 0 | 6 | 0 | 6 |



**GROSSMONT HEALTHCARE DISTRICT
PROPOSITION G
DESIGN & CONSTRUCTION SERVICES**

Monthly Project Construction Report – June 2015

Safety- CAL OSHA:

- There have been no reportable incidents in June.
- There were two site audits by SMART safety in June.

Regulatory Compliance/OSHPD (Notice of Non-Compliance):

- There have been no reportable incidents in June.

Infection Control Issues/Status:

- Infection control barriers are in place and in compliance for June.

Overall Progress:

- The north and south site plans will be reviewed with OSHPD OTC in LA the week of June 29th to allow exiting for the H&V building.
- Penthouse mechanical work is wrapping up in both the south and north penthouses. In process of prepping for pre-testing/functional testing, TAB, commissioning, and fire alarm devices testing.
- Level B interior build-out ongoing with electrical finishes, final paint, flooring, fire alarm system, and overhead sign-offs. Flooring pre-installation mockup has started in the IS vendor closets.
- Level A interior build-out ongoing with ceiling grid wrap-up in Pharmacy with the installation of system furniture (RC Smith), overhead work sign-offs, ceiling tile drop in, and installation of spot AC coolers to prep for flooring installation. Lab work is wrapping up with overhead with the ceiling tile drop in and flooring preparation and installation. MEP overhead is being finalized and OH QC walks are occurring. Fire pump room work is ongoing. Shaft linear along AA line work is wrapping up.
- Level 1 interior build-out ongoing, MEP work is being completed in the shafts. Shaft linear along AA line work is wrapping up.
- Above ceiling punch listing is underway and nearing completion. The OSHPD bracing of systems on level B and A have been completed and implemented.
- The cement plaster ceiling at the loading dock is nearing completion.
- The 3 elevators are about 75% complete with modification of the controls to allow independent calling is underway. Security card access is about to be installed.
- The corrective action at the window flashing splice joints was completed.


Construction Status Photos:



GROSSMONT HEALTHCARE DISTRICT PROPOSITION G DESIGN & CONSTRUCTION SERVICES



Pharmacy System Furniture Installation (RC Smith)



Window Splice prior to Installation of Cover Plate

Cover Plate with Sealant

Design Issues:

- North and South site re-design to accommodate for the H&V exiting requirement and to enhance the area.
- Composite Civil and Site Survey information are conflicting and not accurate with the multiple prior surveyors. The road level finishes are not aligning to the original drawings and is off in the South, Center (CEP Tunnel lid height), and North.
- There were no card readers specified for the H&V elevators which for security reasons will require them.



**GROSSMONT HEALTHCARE DISTRICT
PROPOSITION G
DESIGN & CONSTRUCTION SERVICES**

- Required clearance for electrical gear cannot be achieved due to in conflict with overhead air duct.

Construction Issues:

- The utility trellis is underway but restricting the development of the south east corner.
- The curbs and street paving do not align.

Corrective Action Plan (when applicable):

- Design:
 - The team is re-designing the north and south docks to accommodate for the existing conditions, to create the exiting requirement for the H&V building. In process of wrapping up design and review with OSHPD for approval.
 - A Civil and Site Survey will assess where we are, the issues, and propose a design resolution. In process of wrapping up the design corrections.
 - Elevator card reader design is currently being assessed for security and functionality. A revision to the existing setup will be needed to meet functional requirements of the Dietary department.
- Construction:
 - A Civil and Site Survey is being conducted to come up with a solution that will fix the street and curb alignment issues. Once the plans are completed and approved, the construction team will proceed as plan.

Prepared By: Gary Kiebel / Kevin Herr / Vicki Townsend

HEART AND VASCULAR BUILDING

Date: 06/23/2015

Cost Status by Budget Category:

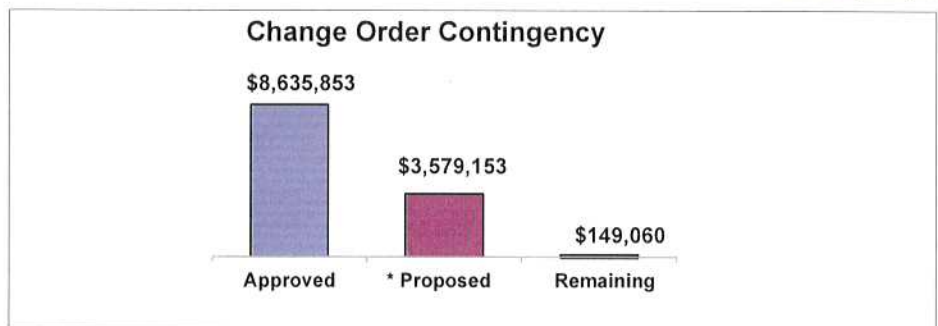
| Budget Category | Orig Contract/or Budget | Approved Changes | Current Actuals/Paid | Unspent Commitments | Current Commitments |
|--|-------------------------|--------------------|----------------------|---------------------|---------------------|
| McCarthy Contract | \$26,325,383 | \$3,774,194 | 25,351,704 | \$4,747,873 | 30,099,577 |
| Sharp Const Reimb | | (294,313) | (294,313) | - | (294,313) |
| Commissioning | 96,740 | - | 35,164 | 61,576 | 96,740 |
| Hazmat | 8,410 | 86,824 | 90,684 | 4,550 | 95,234 |
| Ptube Budget | 697,395 | | 520,922 | 176,473 | 697,395 |
| Ptube Contingency | 270,957 | | - | 270,957 | 270,957 |
| Construction Subtotal | 27,398,885 | 3,566,705 | 25,704,161 | 4,990,472 | 30,965,590 |
| Equipment Subtotal | 909,775 | | - | 909,775 | 909,775 |
| Design and Consultant Fees Subtotal | 8,588,211 | 5,019,501 | 12,424,827 | 1,182,885 | 13,607,712 |
| Administrative Costs Subtotal | 9,752,654 | 49,647 | 8,886,599 | 866,055 | 9,802,301 |
| Project Subtotal | \$46,649,525 | \$8,635,853 | \$47,015,587 | \$7,949,187 | \$55,285,378 |

| Contingency-Design and Construction Activity | Beginning | Approved | * Proposed | Remaining | Current |
|--|---------------------|--------------------|--------------------|------------------|--------------------|
| Contingency Bank | \$12,364,066 | \$8,635,853 | \$3,579,153 | \$149,060 | \$3,728,213 |
| Totals | \$12,364,066 | \$8,635,853 | \$3,579,153 | \$149,060 | \$3,728,213 |

Total Project Budget

\$59,013,591

\$59,013,591



* Proposed includes Contractor and Designer PCOs and Owner estimates for projected costs, and adm costs to complete.



GROSSMONT HEALTHCARE DISTRICT PROPOSITION G DESIGN & CONSTRUCTION SERVICES

Monthly Project Construction Report For the month of June 2015

Project: Central Energy Plant/Co-Gen

Updated: June 23, 2015

Contractor: McCarthy

Architect: Syska Hennessy

| CEP Construction Budget Status | \$ | Work In Place % Complete | Schedule Status | |
|---------------------------------|---------------|--------------------------|-----------------------------|---------------|
| Award Amount: | 26,066,942.00 | | Contract Award: | July 11, 2012 |
| | | | Executed Contract: | July 27, 2012 |
| Approved CO's: | 5,151,870.00 | | Original Completion: | March 2, 2015 |
| | | | Duration % Complete: | 99% |
| Revised Contract: | 31,218,812.00 | | Approved Time Extension: | 123 Days |
| Invoiced to Date: | 28,211,528.00 | 90% | New Completion: | July 3, 2015 |
| Balance | 3,007,284.00 | | Project Scheduled Variance: | -315 |
| Total Forecast Pending CO's: | 11,458,806.00 | | Forecast Completion: | May 13, 2016 |
| Forecast Adjusted Budget | 42,677,618.00 | | % Complete per forecast: | 77% |

| | | |
|--------------------|---|---|
| RISK STATUS | Budget: ○ ○ ● | Schedule: ○ ○ ● |
|--------------------|---|---|

| COGEN Construction Budget Status | \$ | Work In Place % Complete | Schedule Status | |
|----------------------------------|--------------|--------------------------|-----------------------------|---------------|
| Award Amount: | 6,907,991.00 | | Contract Award: | July 11, 2012 |
| | | | Executed Contract: | July 27, 2012 |
| Approved CO's: | 838,087.00 | | Original Completion: | March 2, 2015 |
| | | | Duration % Complete: | 99% |
| Revised Contract: | 7,746,078.00 | | Approved Time Extension: | 123 Days |
| Invoiced to Date: | 7,017,413.00 | 91% | New Completion: | July 3, 2015 |
| Balance | 728,665 | | Project Scheduled Variance: | -315 |
| Total Forecast Pending CO's: | 546,105 | | Forecast Completion: | May 13, 2016 |
| Forecast Adjusted Budget | 8,292,183 | | % Complete per forecast: | 77% |

| | | |
|--------------------|---|---|
| RISK STATUS | Budget: ● ○ ○ | Schedule: ○ ○ ● |
|--------------------|---|---|

| Incident Dashboard | | | | | | |
|--------------------|-------------------------------------|-------------------------------------|--|-------------------------------------|--------------------------|-------------------------------------|
| Month | Safety - CAL OSHA Incident | | Regulatory Compliance / OSHPD (Notice of Non-Compliance) | | Infection Control Breach | |
| | Yes | No | Yes | No | Yes | No |
| January | <input type="checkbox"/> | <input checked="" type="checkbox"/> | <input type="checkbox"/> | <input checked="" type="checkbox"/> | <input type="checkbox"/> | <input checked="" type="checkbox"/> |
| February | <input type="checkbox"/> | <input checked="" type="checkbox"/> | <input type="checkbox"/> | <input checked="" type="checkbox"/> | <input type="checkbox"/> | <input checked="" type="checkbox"/> |
| March | <input checked="" type="checkbox"/> | <input type="checkbox"/> | <input type="checkbox"/> | <input checked="" type="checkbox"/> | <input type="checkbox"/> | <input checked="" type="checkbox"/> |
| April | <input checked="" type="checkbox"/> | <input type="checkbox"/> | <input type="checkbox"/> | <input checked="" type="checkbox"/> | <input type="checkbox"/> | <input checked="" type="checkbox"/> |
| May | <input type="checkbox"/> | <input checked="" type="checkbox"/> | <input type="checkbox"/> | <input checked="" type="checkbox"/> | <input type="checkbox"/> | <input checked="" type="checkbox"/> |
| June | <input type="checkbox"/> | <input checked="" type="checkbox"/> | <input type="checkbox"/> | <input checked="" type="checkbox"/> | <input type="checkbox"/> | <input checked="" type="checkbox"/> |
| July | <input type="checkbox"/> | <input type="checkbox"/> | <input type="checkbox"/> | <input type="checkbox"/> | <input type="checkbox"/> | <input type="checkbox"/> |
| August | <input type="checkbox"/> | <input type="checkbox"/> | <input type="checkbox"/> | <input type="checkbox"/> | <input type="checkbox"/> | <input type="checkbox"/> |
| September | <input type="checkbox"/> | <input type="checkbox"/> | <input type="checkbox"/> | <input type="checkbox"/> | <input type="checkbox"/> | <input type="checkbox"/> |
| October | <input type="checkbox"/> | <input type="checkbox"/> | <input type="checkbox"/> | <input type="checkbox"/> | <input type="checkbox"/> | <input type="checkbox"/> |
| November | <input type="checkbox"/> | <input type="checkbox"/> | <input type="checkbox"/> | <input type="checkbox"/> | <input type="checkbox"/> | <input type="checkbox"/> |
| December | <input type="checkbox"/> | <input type="checkbox"/> | <input type="checkbox"/> | <input type="checkbox"/> | <input type="checkbox"/> | <input type="checkbox"/> |
| Total | 2 | 3 | 0 | 5 | 0 | 5 |



**GROSSMONT HEALTHCARE DISTRICT
PROPOSITION G
DESIGN & CONSTRUCTION SERVICES**

Monthly Project Construction Report - June 2015
Central Energy Plant

Safety –CAL OSHA:

- SMART Safety made two safety audits in June.
- There were been no reportable incidents in June.

Regulatory Compliance/OSHPD (Notice of Non-Compliance):

- A Non-compliance was issued by the IOR for the grounding of equipment. The electrical contractor is addressing the problem.

Infection Control Issues/Status:

- Infection control provisions are in place and in compliance.

Overall Progress:

(Interior)

- The equipment is still being connected to their respective electrical system and/or piping in anticipation of powering on the building electrical system.
- Normal power is scheduled to be energized by early July.
- The last Interior wall framing is ongoing.
- Equipment controls systems are being installed.
- Lighting fixtures are being installed.
- Steam piping is ongoing, and looks to complete by the end of July.
- Painting is ongoing.
- HVAC equipment startup is scheduled for late July to early August.

(Exterior)

- Piping and electrical conduits in the Utility Tunnel to the H&V Vault are completed.
- Emergency Generators have been started and given a temporary permit to operate by the APCD.
- Fuel oil system will be operational by mid-July.
- Finishes around the Trash Enclosure at the North end of the project are being done.
- Asphalt paving at the North end is complete.
- Work in the H&V vault to the CUP is ongoing.

Existing Central Utility Plant (CUP);

- Utility Trellis footings are poured.
- Rule 21 switchgear structural pad is poured.
- Trellis structural steel is slated to start at the beginning of July.

COGEN Status:

- CA ISO agreements and components (Meters) are in process.
- The NGR is installed.
- Parasitic Load meter installation is underway.



GROSSMONT HEALTHCARE DISTRICT PROPOSITION G DESIGN & CONSTRUCTION SERVICES

Construction Status Photos:



Boiler and associated piping



Soft Water skid



Cooling Towers

Design Issues:

- Emergency Generator enclosures seismic calculations have had another OSHPD review and minor modifications are to be done.
- Phasing plans for the commissioning of the CEP are being developed formally for purposes of presentation to OSHPD and for use by Engineering to plan the utility cutovers.
- Turbine load bank testing plans are being vetted and scheduled.
- The code complying wall removal behind HVSB is being reviewed by OSHPD.
- Adding CO₂ to the Med Gas farm is currently underway and will support Level 1 of the H&V.
- Bulk Oxygen pad modifications to stay out of Helix Water easement.

Construction Issues:

- No additional issues

Corrective Action Plan (when applicable):

- None

Prepared By: Nick Aden

Central Energy Plant
Cost Status by Budget Category:

Date: 6/23/2015

| Budget Category | Orig Contract/or Budget | Approved Changes | Current Actuals/Paid | Unspent Commitments | Current Commitments |
|-------------------------------------|-------------------------|------------------|----------------------|---------------------|---------------------|
| McCarthy Contract | \$26,066,942 | \$5,151,870 | 28,211,528 | \$3,007,284 | 31,218,812 |
| Commissioning | 122,000 | - | 95,485 | 26,515 | 122,000 |
| HazMat Abatement | - | 25,000 | - | 25,000 | 25,000 |
| Construction Subtotal | 26,188,942 | 5,176,870 | 28,307,013 | 3,058,799 | 31,365,812 |
| Equipment Subtotal | - | - | - | - | - |
| Design and Consultant Fees Subtotal | 3,847,500 | 3,635,660 | 6,255,381 | 1,227,779 | 7,483,160 |
| Administrative Costs Subtotal | 8,354,706 | - | 7,701,130 | 653,576 | 8,354,706 |
| Project Subtotal | \$38,391,148 | \$8,812,530 | \$42,263,524 | \$4,940,154 | \$47,203,678 |

| Contingency-Design and Construction Activity | * Beginning | Approved | ** Proposed | Remaining | Current |
|--|---------------------|--------------------|--------------------|----------------------|--------------------|
| Contingency Bank | \$12,796,305 | \$8,812,530 | \$8,461,680 | (\$4,477,905) | \$3,983,775 |
| Totals | \$12,796,305 | \$8,812,530 | \$8,461,680 | (\$4,477,905) | \$3,983,775 |

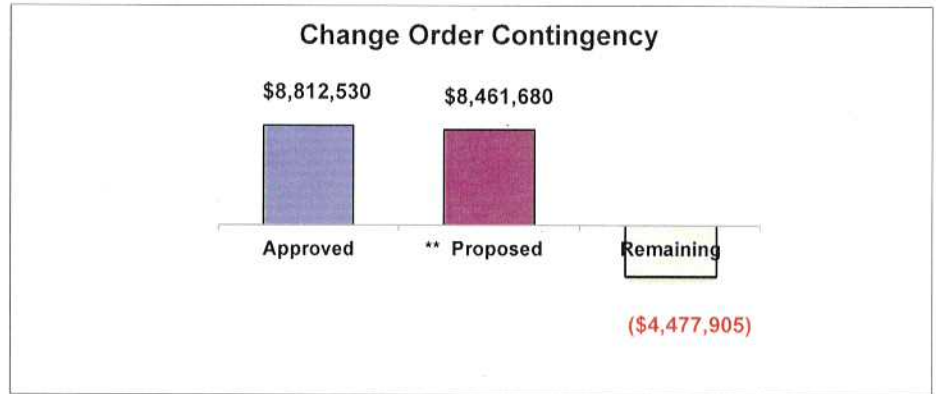
Total Project Budget

\$51,187,453

\$51,187,453

* Includes \$4mil of added funding on 5/4/15 per approved BM#341 from excess bond insurance fees and interest earned.

** Proposed includes Contractor, Designer proposed changes, and Owner estimates for projected construction, delays, admin costs to complete and Berg/Reed support staff.



Co-Generation-RBS Funded (Not Prop G)

6/23/2015

Cost Status by Budget Category:

| Budget Category | Orig Contract/or Budget | Approved Changes | Current Actuals/Paid | Unspent Commitments | Current Commitments |
|--|-------------------------|--------------------|----------------------|---------------------|---------------------|
| McCarthy Contract | \$6,907,991 | \$838,087 | 7,017,413 | \$728,665 | 7,746,078 |
| Commissioning | 50,000 | 30,014 | - | 80,014 | 80,014 |
| Solar-Cogen Unit | 4,642,786 | 178,889 | 4,704,166 | 117,509 | 4,821,675 |
| Construction Subtotal | 11,600,777 | 1,046,990 | 11,721,579 | 926,188 | 12,647,767 |
| Equipment Subtotal | - | - | - | - | 0 |
| Design and Consultant Fees Subtotal | - | 612,177 | 179,204 | 432,973 | 612,177 |
| Administrative Costs Subtotal | 1,003,638 | - | 544,966 | 458,672 | 1,003,638 |
| Project Subtotal | \$12,604,415 | \$1,659,167 | \$12,445,749 | \$1,817,833 | \$14,263,582 |

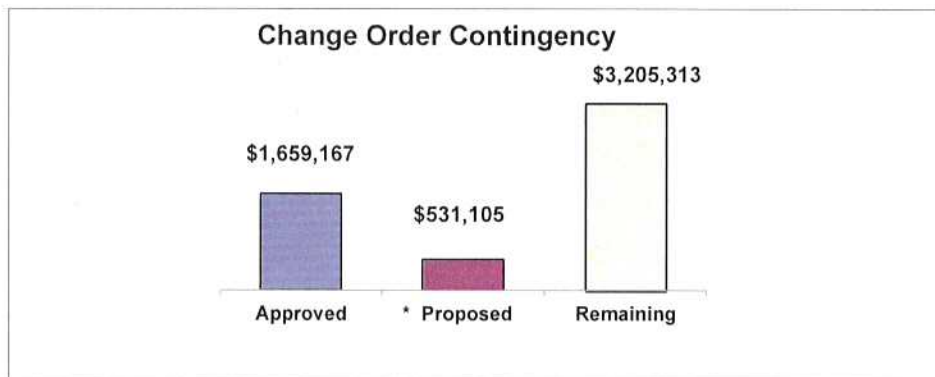
| Contingency-Design and Construction Activity | Beginning | Approved | * Proposed | Remaining | Current |
|--|--------------------|--------------------|------------------|--------------------|--------------------|
| Contingency Bank | \$5,395,585 | \$1,659,167 | \$531,105 | \$3,205,313 | \$3,736,418 |
| Totals | \$5,395,585 | \$1,659,167 | \$531,105 | \$3,205,313 | \$3,736,418 |

Total Project Budget

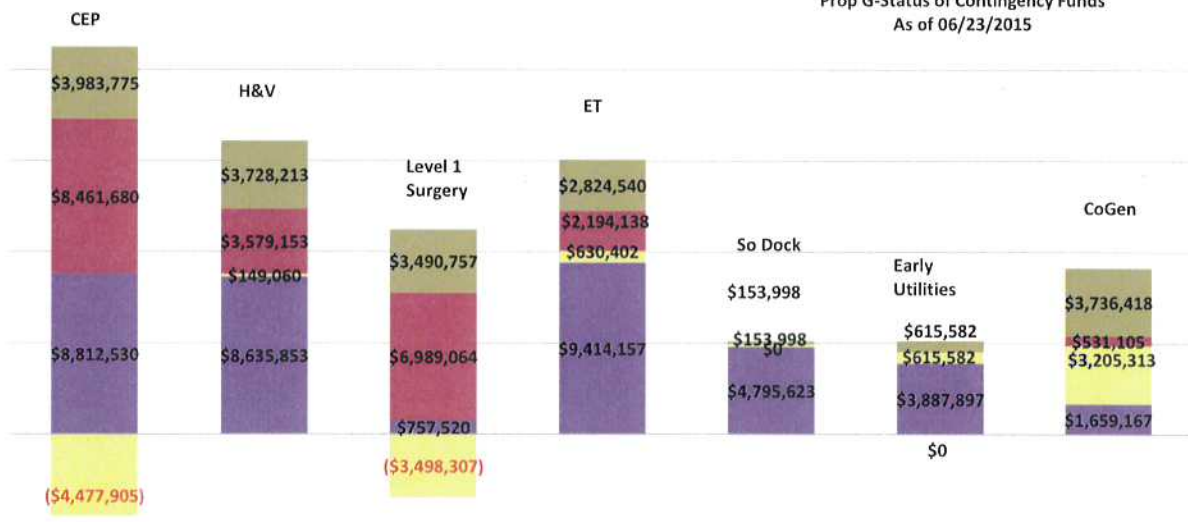
\$18,000,000

\$18,000,000

* Proposed includes GC and AE proposals. Owner estimated projected const costs, and admin costs to complete.



Prop G-Status of Contingency Funds
As of 06/23/2015



| | CEP | H&V | Level 1 | E Tower | SLD | EUP | CoGen (Non Prop G funded) |
|--------------|---------------|-------------|---------------|-------------|-------------|-------------|---------------------------|
| Current Bank | \$3,983,775 | \$3,728,213 | \$3,490,757 | \$2,824,540 | \$153,998 | \$615,582 | \$3,736,418 |
| Proposed | \$8,461,680 | \$3,579,153 | \$6,989,064 | \$2,194,138 | \$0 | \$0 | \$531,105 |
| Remaining | (\$4,477,905) | \$149,060 | (\$3,498,307) | \$630,402 | \$153,998 | \$615,582 | \$3,205,313 |
| Approved | \$8,812,530 | \$8,635,853 | \$757,520 | \$9,414,157 | \$4,795,623 | \$3,887,897 | \$1,659,167 |