



GROSSMONT HEALTHCARE DISTRICT PROPOSITION G DESIGN & CONSTRUCTION SERVICES

Monthly Project Construction Report For the month of October 2015

Project: East Tower Upgrade

Updated: October 20, 2015

Contractor: C.W. Driver

Architect: Stantec

Construction Budget Status	\$	Work In Place % Complete	Schedule Status	
Award Amount:	\$17,325,000.00		Contract Award:	April 3, 2012
			Executed Contract:	May 7, 2012
Approved CO's:	\$6,858,297.00		Original Completion:	Oct. 29, 2014
			Duration % Complete:	135%
Revised Contract:	\$24,183,297.00		Approved Time Extension:	0 CD's
Invoiced to Date:	\$22,810,534.00	94%	New Completion:	Oct. 29, 2014
Balance	\$1,372,763.00		Project Scheduled Variance:	-463 CD's
Total Forecast Pending CO's:	\$2,248,530.00		Forecast Completion:	February 4, 2016
Forecast Adjusted Budget	\$26,431,827.00		% Complete per forecast:	90%

RISK STATUS	Budget:	●	○	○	Schedule:	○	○	●

Incident Dashboard						
Month	Safety - CAL OSHA Incident		Regulatory Compliance / OSHPD (Notice of Non-Compliance)		Infection Control Breach	
	Yes	No	Yes	No	Yes	No
January	<input type="checkbox"/>	<input checked="" type="checkbox"/>	<input type="checkbox"/>	<input checked="" type="checkbox"/>	<input type="checkbox"/>	<input checked="" type="checkbox"/>
February	<input type="checkbox"/>	<input checked="" type="checkbox"/>	<input type="checkbox"/>	<input checked="" type="checkbox"/>	<input type="checkbox"/>	<input checked="" type="checkbox"/>
March	<input checked="" type="checkbox"/>	<input type="checkbox"/>	<input type="checkbox"/>	<input checked="" type="checkbox"/>	<input type="checkbox"/>	<input checked="" type="checkbox"/>
April	<input type="checkbox"/>	<input checked="" type="checkbox"/>	<input type="checkbox"/>	<input checked="" type="checkbox"/>	<input type="checkbox"/>	<input checked="" type="checkbox"/>
May	<input type="checkbox"/>	<input checked="" type="checkbox"/>	<input type="checkbox"/>	<input checked="" type="checkbox"/>	<input type="checkbox"/>	<input checked="" type="checkbox"/>
June	<input type="checkbox"/>	<input checked="" type="checkbox"/>	<input type="checkbox"/>	<input checked="" type="checkbox"/>	<input type="checkbox"/>	<input checked="" type="checkbox"/>
July	<input checked="" type="checkbox"/>	<input type="checkbox"/>	<input type="checkbox"/>	<input checked="" type="checkbox"/>	<input type="checkbox"/>	<input checked="" type="checkbox"/>
August	<input type="checkbox"/>	<input checked="" type="checkbox"/>	<input type="checkbox"/>	<input checked="" type="checkbox"/>	<input type="checkbox"/>	<input checked="" type="checkbox"/>
September	<input type="checkbox"/>	<input checked="" type="checkbox"/>	<input type="checkbox"/>	<input checked="" type="checkbox"/>	<input type="checkbox"/>	<input checked="" type="checkbox"/>
October	<input type="checkbox"/>	<input checked="" type="checkbox"/>	<input type="checkbox"/>	<input checked="" type="checkbox"/>	<input type="checkbox"/>	<input checked="" type="checkbox"/>
November	<input type="checkbox"/>	<input type="checkbox"/>	<input type="checkbox"/>	<input type="checkbox"/>	<input type="checkbox"/>	<input type="checkbox"/>
December	<input type="checkbox"/>	<input type="checkbox"/>	<input type="checkbox"/>	<input type="checkbox"/>	<input type="checkbox"/>	<input type="checkbox"/>
Total	2	8	0	10	0	10



GROSSMONT HEALTHCARE DISTRICT PROPOSITION G DESIGN & CONSTRUCTION SERVICES

Monthly Project Construction Report -October 2015

Safety –CAL OSHA:

- There were no safety audits performed by the Smart Safety Group this month.
- CWD's corporate Safety Officer conducted no safety walks this month.

Regulatory Compliance/OSHPD (Notice of Non-Compliance):

- Six (6) transport vehicle parking stalls at the main entrance were restored to ADA compliant HC parking spaces over the weekend of October-17th -18th.

Infection Control Issues/Status:

- The infection control barriers on Level 5 have been removed except for a temporary barrier at the south end of the floor. Filters on the return air and exhaust grilles were approved for removal by the Sharp Infection Control Nurse on Wednesday, October 14th, enabling the HVAC contractor to begin balancing the return and exhaust systems.

Overall Progress:

- The AOR and MEOR have completed their punch lists and CWD is working on the deficiencies identified. Level 5 substantial completion is forecasted for October 30, 2015.
- **Elevator Modernization:** OSHPD final sign off on the elevators is pending minor corrections and a final inspection by the ACO.

Construction Status Photos:



Staff Lounge



Central Nurse Station



ADA Patient Room 532



Typ. Patient Room



GROSSMONT HEALTHCARE DISTRICT PROPOSITION G DESIGN & CONSTRUCTION SERVICES

Design Issues:

- There are no current design issues.

Construction Issues:

- There are no current critical construction issues.

Corrective Action Plan (*when applicable*):

Prepared By: Kate Herring and Robert Turner

EAST TOWER UPGRADE

Date: 10/19/2015

Cost Status by Budget Category:

Budget Category	Orig Contract/or Budget	Approved Changes	Current Actuals/Paid	Unspent Commitments	Current Commitments
C.W. Driver	\$ 17,325,000	\$ 6,858,297	\$ 22,810,534	\$ 1,372,763	\$ 24,183,297
Repairs and reimbursables by Others	-	(214,601)		(214,601)	(214,601)
Commissioning	53,500	6,000	50,178	9,322	59,500
Elevators	-	23,440	14,912	8,528	23,440
Hazmat	43,124	52,615	85,887	9,852	95,739
Ptube Contract	581,605		149,504	432,101	581,605
Ptube Contingency	783,067			783,067	783,067
Insurance	282,669	39,260	321,929	-	321,929
Construction Subtotal	19,068,965	6,765,011	23,432,944	2,401,032	25,833,976
Equipment Subtotal	-	38,171	25,322	12,849	38,171
Design and Consultant Fees Subtotal	3,700,831	3,233,265	6,174,326	759,770	6,934,096
Administrative Costs Subtotal	6,788,010	187,000	5,636,620	1,151,390	6,975,010
Project Subtotal	\$ 29,557,806	\$ 10,223,447	\$ 35,269,212	\$ 4,325,041	\$ 39,781,253

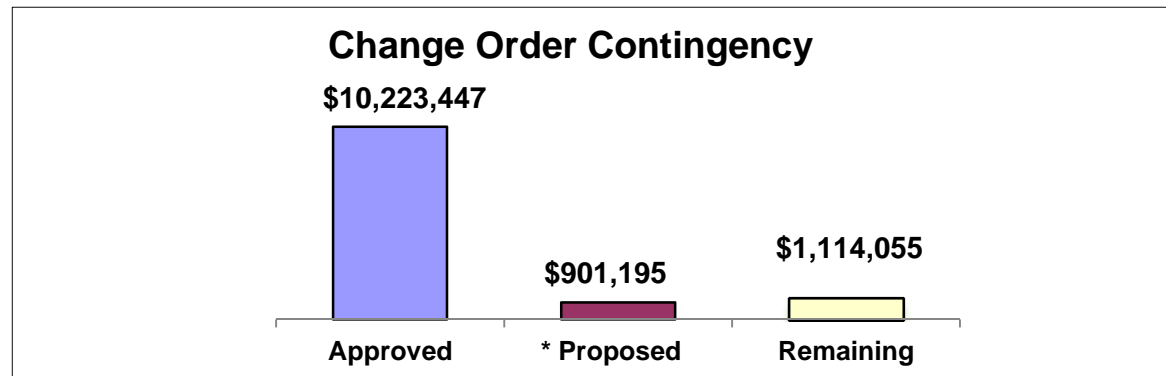
Contingency-Design and Construction Activity	Beginning	Approved	* Proposed	Remaining	Current
Contingency Bank	\$ 12,238,697	\$ 10,223,447	\$ 901,195	\$ 1,114,055	\$ 2,015,250
Totals	\$ 12,238,697	\$ 10,223,447	\$ 901,195	\$ 1,114,055	\$ 2,015,250

Total Project Budget

\$41,796,503

\$41,796,503

* Note: Proposed includes Contractor/Designer proposals and Owner estimates for chgs to Floors 3,4,5 and admin costs to complete. and extended delay costs.





GROSSMONT HEALTHCARE DISTRICT PROPOSITION G DESIGN & CONSTRUCTION SERVICES

Monthly Project Construction Report For the month of October 2015

Project: Heart and Vascular (B, A, Shell)

Updated: October 20, 2015

Contractor: McCarthy

Architect: KMD

Construction Budget Status	\$	Work In Place % Complete	Schedule Status	
Award Amount:	\$26,325,383.00		Contract Award:	January 28, 2013
			Executed Contract:	April 9, 2013
Approved CO's:	\$4,769,831.69		Original Completion:	March 16, 2015
			Duration % Complete:	110%
Revised Contract:	\$31,095,214.69		Approved Time Extension:	132
Invoiced to Date:	\$28,321,793.69	91%	New Completion:	July 26, 2015
Balance	\$2,773,421.00		Project Scheduled Variance:	-339
Total Forecast Pending CO's:	\$5,342,188.00		Forecast Completion:	June 30, 2016
Forecast Adjusted Budget	\$36,437,402.69		% Complete per forecast:	78%

RISK STATUS	Budget:	○	○	●	Schedule:	○	○	●

Incident Dashboard						
Month	Safety - CAL OSHA Incident		Regulatory Compliance / OSHPD (Notice of Non-Compliance)		Infection Control Breach	
	Yes	No	Yes	No	Yes	No
January	<input type="checkbox"/>	<input checked="" type="checkbox"/>	<input type="checkbox"/>	<input checked="" type="checkbox"/>	<input type="checkbox"/>	<input checked="" type="checkbox"/>
February	<input type="checkbox"/>	<input checked="" type="checkbox"/>	<input type="checkbox"/>	<input checked="" type="checkbox"/>	<input type="checkbox"/>	<input checked="" type="checkbox"/>
March	<input checked="" type="checkbox"/>	<input type="checkbox"/>	<input type="checkbox"/>	<input checked="" type="checkbox"/>	<input type="checkbox"/>	<input checked="" type="checkbox"/>
April	<input type="checkbox"/>	<input checked="" type="checkbox"/>	<input type="checkbox"/>	<input checked="" type="checkbox"/>	<input type="checkbox"/>	<input checked="" type="checkbox"/>
May	<input type="checkbox"/>	<input checked="" type="checkbox"/>	<input type="checkbox"/>	<input checked="" type="checkbox"/>	<input type="checkbox"/>	<input checked="" type="checkbox"/>
June	<input type="checkbox"/>	<input checked="" type="checkbox"/>	<input type="checkbox"/>	<input checked="" type="checkbox"/>	<input type="checkbox"/>	<input checked="" type="checkbox"/>
July	<input type="checkbox"/>	<input checked="" type="checkbox"/>	<input type="checkbox"/>	<input checked="" type="checkbox"/>	<input type="checkbox"/>	<input checked="" type="checkbox"/>
August	<input type="checkbox"/>	<input checked="" type="checkbox"/>	<input type="checkbox"/>	<input checked="" type="checkbox"/>	<input type="checkbox"/>	<input checked="" type="checkbox"/>
September	<input type="checkbox"/>	<input checked="" type="checkbox"/>	<input type="checkbox"/>	<input checked="" type="checkbox"/>	<input type="checkbox"/>	<input checked="" type="checkbox"/>
October	<input type="checkbox"/>	<input checked="" type="checkbox"/>	<input type="checkbox"/>	<input checked="" type="checkbox"/>	<input type="checkbox"/>	<input checked="" type="checkbox"/>
November	<input type="checkbox"/>	<input type="checkbox"/>	<input type="checkbox"/>	<input type="checkbox"/>	<input type="checkbox"/>	<input type="checkbox"/>
December	<input type="checkbox"/>	<input type="checkbox"/>	<input type="checkbox"/>	<input type="checkbox"/>	<input type="checkbox"/>	<input type="checkbox"/>
Total	1	9	0	10	0	10



**GROSSMONT HEALTHCARE DISTRICT
PROPOSITION G
DESIGN & CONSTRUCTION SERVICES**

Monthly Project Construction Report – October 2015

Safety- CAL OSHA:

- There have been no reportable incidents in October.

Regulatory Compliance/OSHPD (Notice of Non-Compliance):

- There have been no reportable incidents in October.

Infection Control Issues/Status:

- Infection control barriers are in place and in compliance for October.

Overall Progress:

- Site grading work is ongoing. North site exiting ramp and hardscape work is in progress. South site exiting ramp has started and is ongoing for Level A and Level B.
- Security systems, Controls and Fire Alarms devices/testing are wrapping up. Commissioning work is stalling due to the lack of utilities from the new CEP or existing CUP with Chilled Water, Steam and Emergency Power.
- Level B expansion joint work and tie-in to existing building is wrapping up, ceiling grid and tiles in corridor are in progress. Elevator work is ongoing with shaft and control system. Stair 1 framing has been completed.
- Level A finishes for floors and walls are wrapping up. Fire pump room and ceiling devices are ongoing. West and South expansion joint work is wrapping up. Roche equipment testing/validation process is still in progress to the end of October.
- Level 1 interior build-out is wrapping up. Fire rating expansion joint work is completed.
- Beneficial occupancy is currently February 15, 2016, with the phase 2 work to proceed afterwards for the x2 AHU demo, north site steam replacement, south loading dock enhancement, Helix 10" water line installation, and road re-surfacing. With some of Phase 2 work to begin next month on Level B. Contract completion is June 30, 2016.

Construction Status Photos:



North Exiting Ramp



Level B South Exiting Ramp



GROSSMONT HEALTHCARE DISTRICT PROPOSITION G DESIGN & CONSTRUCTION SERVICES



Exterior Building Skin Refinish

Design Issues:

- The fire pump ATS connection to the new CEP is currently unknown.
- Site road issues with CEP side storm drain

Construction Issues:

- The Helix water line installation work will not be able to start until steam is available from the new CEP.
- Utilities (Chilled Water, Steam, and Emergency Power) have been delayed with being received from the new CEP or not available from the existing CUP.

Corrective Action Plan *(when applicable):*

- Design:
 - The CEP and H&V team are working to determine where the fire pump ATS connection could be made.
 - DCS is working with the Civil Engineers to resolve the site road issues on the CEP side storm drain.
- Construction:
 - DCS and the hospital Engineering team will provide temporary Chilled Water to support the H&V building.

Prepared By: Gary Kiebel / Kevin Herr / Vicki Townsend

HEART AND VASCULAR BUILDING

Date: 10/19/2015

Cost Status by Budget Category:

Budget Category	Orig Contract/or Budget	Approved Changes	Current Actuals/Paid	Unspent Commitments	Current Commitments
McCarthy Contract	\$ 26,325,383	\$ 4,769,832	\$ 28,321,794	\$ 2,773,421	\$ 31,095,215
Sharp Const Reimb		(294,313)	(294,313)	-	(294,313)
Commissioning	96,740	-	36,784	59,956	96,740
Hazmat	8,410	86,824	92,301	2,933	95,234
Ptube Contract	697,395		580,883	116,512	697,395
Ptube Contingency	270,957		-	270,957	270,957
Construction Subtotal	27,398,885	4,562,343	28,737,449	2,952,822	31,961,228
Equipment Subtotal	909,775		-	909,775	909,775
Design and Consultant Fees Subtotal	8,588,211	5,118,465	12,901,160	805,516	13,706,676
Administrative Costs Subtotal	9,752,654	101,104	9,463,051	289,603	9,853,758
Project Subtotal	\$ 46,649,525	\$ 9,781,912	\$ 51,101,660	\$ 4,957,716	\$ 56,431,437

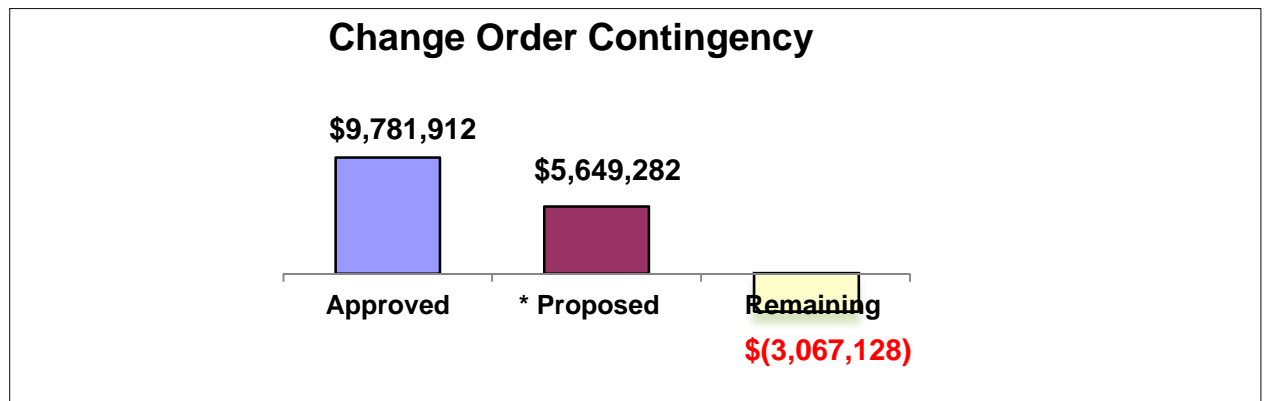
Contingency-Design and Construction Activity	Beginning	Approved	* Proposed	Remaining	Current
Contingency Bank	\$ 12,364,066	\$ 9,781,912	\$ 5,649,282	\$ (3,067,128)	\$ 2,582,154
Totals	\$ 12,364,066	\$ 9,781,912	\$ 5,649,282	\$ (3,067,128)	\$ 2,582,154

Total Project Budget

\$59,013,591

\$59,013,591

* Proposed includes Contractor and Designer PCOs and Owner estimates for projected costs, extended delays and adm costs to complete.



Level 1 Buildout - DESIGN PHASE

Date: 10/19/2015

Cost Status by Budget Category:

Budget Category	Orig Contract/or Budget	Approved Changes	Current Actuals/Paid	Unspent Commitments	Current Commitments	Forecast	**Proposed Changes
Current Construction Budget	\$ 10,856,368	\$ -	\$ -	\$ 10,856,368	\$ 10,856,368	\$ 15,442,700	\$ 4,586,332
Hazmat	-	-	-	-	-	\$ 35,000	\$ 35,000
Commissioning	20,000	-	-	20,000	20,000	\$ 100,000	\$ 80,000
Construction Subtotal	10,876,368	-	-	10,876,368	10,876,368	15,577,700	\$ 4,701,332
Equipment Subtotal	4,328,628	-	-	4,328,628	4,328,628	\$ 4,328,628	\$ -
Design and Consultant Fees Subtotal	1,888,631	761,219	2,056,958	592,892	2,649,850	\$ 3,470,884	\$ 821,034
Administrative Costs Subtotal	3,812,021	-	1,199,984	2,612,037	3,812,021	\$ 3,892,550	\$ 80,529
Project Subtotal	\$ 20,905,648	\$ 761,219	\$ 3,256,942	\$ 18,409,925	\$ 21,666,867	\$ 27,269,762	\$ 5,602,895

Contingency-Design and Construction Activity	* Beginning	Approved	Proposed	Remaining	Current	Forecast	***Excess Contingency
Contingency Bank	\$ 8,248,277	\$ 761,219	\$ 5,602,895	\$ 1,884,163	\$ 7,487,058	\$ 1,557,770	\$ 326,393
Totals	\$ 8,248,277	\$ 761,219	\$ 5,602,895	\$ 1,884,163	\$ 7,487,058	\$ 1,557,770	\$ 326,393

Total Project Budget

\$29,153,925

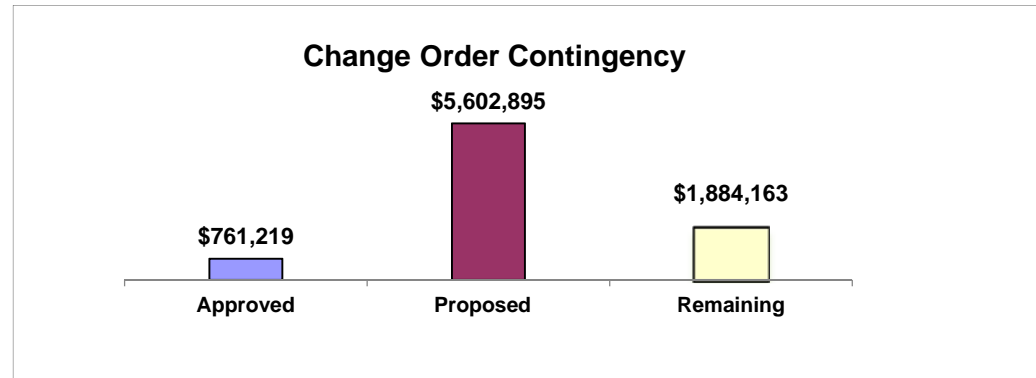
\$29,153,925

\$28,827,532

*Beginning Contingency increased \$4 mil from a an approved transfer of \$4 mil from the Equip budget.

** Proposed construction budget based on Cummings est 2014

*** Excess Contingency is based upon:
 Remaining of \$1,884,163
less forecast \$1,557,770 (10% of const subtotal)
 Excess \$ 326,393





GROSSMONT HEALTHCARE DISTRICT PROPOSITION G DESIGN & CONSTRUCTION SERVICES

Monthly Project Construction Report For the month of October 2015

Project: Central Energy Plant/Co-Gen

Updated: October 20, 2015

Contractor: McCarthy

Architect: Syska Hennessy

CEP Construction Budget Status	\$	Work In Place % Complete	Schedule Status	
Award Amount:	26,066,942.00		Contract Award:	July 11, 2012
			Executed Contract:	July 27, 2012
Approved CO's:	6,118,794.00		Original Completion:	March 2, 2015
			Duration % Complete:	124%
Revised Contract:	32,185,736.00		Approved Time Extension:	123 Days
Invoiced to Date:	29,145,387.00	91%	New Completion:	July 3, 2015
Balance	3,040,349.00		Project Scheduled Variance:	-315
Total Forecast Pending CO's:	8,252,057.00		Forecast Completion:	May 13, 2016
Forecast Adjusted Budget	40,437,793.00		% Complete per forecast:	85%

RISK STATUS	Budget: ○ ○ ●	Schedule: ○ ○ ●
--------------------	---	---

COGEN Construction Budget Status	\$	Work In Place % Complete	Schedule Status	
Award Amount:	6,907,991.00		Contract Award:	July 11, 2012
			Executed Contract:	July 27, 2012
Approved CO's:	939,425.00		Original Completion:	March 2, 2015
			Duration % Complete:	124%
Revised Contract:	7,847,416.00		Approved Time Extension:	123 Days
Invoiced to Date:	7,067,300.00	90%	New Completion:	July 3, 2015
Balance	780,116		Project Scheduled Variance:	-315
Total Forecast Pending CO's:	789,916		Forecast Completion:	May 13, 2016
Forecast Adjusted Budget	8,637,332		% Complete per forecast:	85%

RISK STATUS	Budget: ● ○ ○	Schedule: ○ ○ ●
--------------------	---	---

Incident Dashboard

Month	Safety - CAL OSHA Incident		Regulatory Compliance / OSHPD (Notice of Non-Compliance)		Infection Control Breach	
	Yes	No	Yes	No	Yes	No
January		✓		✓		✓
February		✓		✓		✓
March	✓			✓		✓
April	✓			✓		✓
May		✓		✓		✓
June		✓		✓		✓
July		✓		✓		✓
August		✓		✓		✓
September		✓		✓		✓
October		✓		✓		✓
November						
December						
Total	2	8	0	10	0	10



GROSSMONT HEALTHCARE DISTRICT PROPOSITION G DESIGN & CONSTRUCTION SERVICES

Monthly Project Construction Report- October 2015 Central Energy Plant

Safety –CAL OSHA:

- There have been no reportable incidents in October.

Regulatory Compliance/OSHPD (Notice of Non-Compliance):

- There have been no reportable incidents in October.

Infection Control Issues/Status:

- Infection control barriers are in place and in compliance.

Overall Progress:

(Interior)

- Normal power is energized and sub panels and motor control centers are all energized.
- Alarm Panels are installed in the CEP and powered up.
- PBX panels are scheduled to be installed in early November.
- Lighting fixture installation is complete.
- Controls are ongoing.
- Steam piping is complete and seismic bracing is ongoing.
- Control Room flooring, casework, countertops, and base are complete. Furniture should be delivered the last week in October.
- Insulation and painting are ongoing in the pump room.
- Grouting and anchorage for the HRSG, Diverter, and catwalks is complete.
- Commissioning and startup of pumps and VFDs is underway.

(Exterior)

- Final grading on West side of the building is ongoing, and curb and gutter is in place.
- The CEP and H&V Vault work is complete and the lids have been replaced.
- Emergency Generators and automatic transfer switches are tested and waiting final NFPA 110 testing.
- Finishes around the Trash Enclosure at the North end of the project are ongoing.

Existing Central Utility Plant (CUP):

- Utility Trellis structural steel is complete.
- Piping and hangers are in the process of installation on the trellis.
- Rule 21 switchgear structural pad is poured, and the gear in onsite and exterior conduit is underway.
- Chilled Water Pipe Supports are complete and chilled water piping will be flown in place Oct 22nd.
- Trellis medical gas piping is underway.


.COGEN Status:

- CA ISO agreements and components (Meters) are in process.
- Solar Turbine representatives are onsite and have started their 50 day commissioning and startup process.
- First fire is on track, and should happen Oct 26th.
- HRSG startup and commissioning is underway.



GROSSMONT HEALTHCARE DISTRICT PROPOSITION G DESIGN & CONSTRUCTION SERVICES

Construction Status Photos:



Solar On site ready for first fire 10/26/15



Piping going to Trellis



Chilled and condenser water pumps with flex connectors

Design Issues:

- Emergency Generator enclosures OSHPD change order is approved. Work should be starting in early November.
- Bulk Oxygen pad modifications are complete and have OSHPD approval.

Construction Issues:

- Emergency Generator Enclosure re-work.
- Seismic bracing of boiler room is falling behind schedule.
- Refrigerant Alarm testing is falling behind schedule.
- Added panels in the PBX room is falling behind schedule.

Corrective Action Plan *(when applicable)*:

- None

Prepared By: Nick Aden

Central Energy Plant

Date: 10/19/2015

Cost Status by Budget Category:

Budget Category	Orig Contract/or Budget	Approved Changes	Current Actuals/Paid	Unspent Commitments	Current Commitments
McCarthy Contract	\$ 26,066,942	\$ 6,118,794	\$ 29,145,387	\$ 3,040,349	\$ 32,185,736
Construction Repairs	\$ -	\$ 350	\$ -	\$ 350	\$ 350
Commissioning	122,000	77,282	100,337	\$ 98,945	199,282
HazMat Abatement	-	25,000	-	25,000	25,000
Construction Subtotal	26,188,942	6,221,426	29,245,724	3,164,644	32,410,368
Equipment Subtotal	-	-	-	-	-
Design and Consultant Fees Subtotal	3,847,500	3,719,644	6,585,486	981,658	7,567,144
Administrative Costs Subtotal	8,354,706	80,000	8,148,031	206,675	8,434,706
Project Subtotal	\$ 38,391,148	\$ 10,021,070	\$ 43,979,241	\$ 4,352,977	\$ 48,412,218

Contingency-Design and Construction Activity	* Beginning	Approved	** Proposed	Remaining	Current
Contingency Bank	\$ 12,796,305	\$ 10,021,070	\$ 8,623,694	\$ (5,848,459)	\$ 2,775,235
Totals	\$ 12,796,305	\$ 10,021,070	\$ 8,623,694	\$ (5,848,459)	\$ 2,775,235

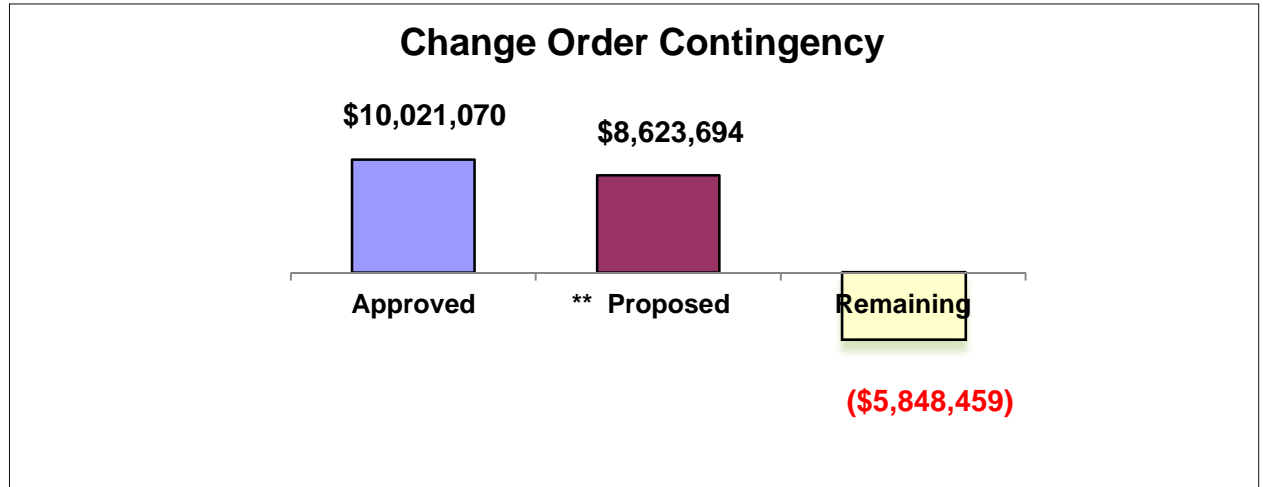
Total Project Budget

\$ 51,187,453

\$ 51,187,453

* Includes \$4mil of added funding on 5/4/15 per approved BM#341 from excess bond issuance fees and interest earned.

** Proposed includes Contractor, Designer proposed changes, and Owner estimates for projected construction, delays, admin costs to complete.



Co-Generation-RBS Funded (Not Prop G)

Date: 10/19/2015

Cost Status by Budget Category:

Budget Category	Orig Contract/or Budget	Approved Changes	Current Actuals/Paid	Unspent Commitments	Current Commitments
McCarthy Contract	\$ 6,907,991	\$ 939,425	\$ 7,067,300	\$ 780,116	\$ 7,847,416
Commissioning	50,000	59,054	-	109,054	109,054
Solar-Cogen Unit	4,642,786	237,727	4,765,427	115,086	4,880,513
Construction Subtotal	11,600,777	1,236,206	11,832,727	1,004,256	12,836,983
Equipment Subtotal	-	-	-	-	-
Design and Consultant Fees Subtotal	-	627,652	278,133	349,519	627,652
Administrative Costs Subtotal	1,003,638	-	575,475	428,163	1,003,638
Project Subtotal	\$ 12,604,415	\$ 1,863,858	\$ 12,686,335	\$ 1,781,938	\$ 14,468,273

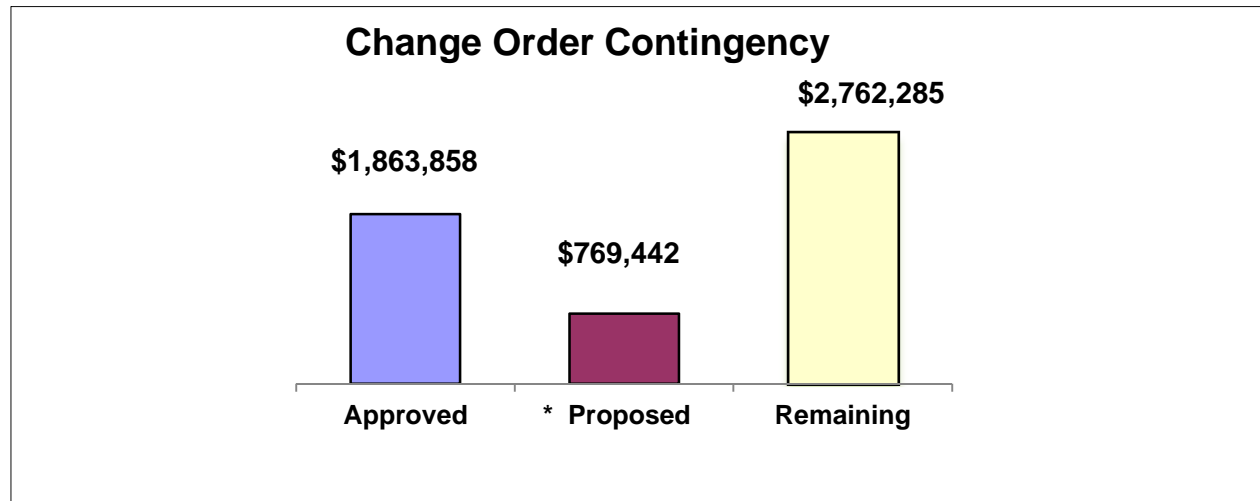
Contingency-Design and Construction Activity	Beginning	Approved	* Proposed	Remaining	Current
Contingency Bank	\$ 5,395,585	\$ 1,863,858	\$ 769,442	\$ 2,762,285	\$ 3,531,727
Totals	\$ 5,395,585	\$ 1,863,858	\$ 769,442	\$ 2,762,285	\$ 3,531,727

Total Project Budget

\$18,000,000

\$18,000,000

* Proposed includes GC and AE proposals, Owner estimated projected const costs, and admin costs to complete.



EARLY UTILITIES

Date: 10/19/2015

Cost Status by Budget Category:

Budget Category	Orig Contract/or Budget	Approved Changes	Current Actuals/Paid	Unspent Commitments	Current Commitments
Swinerton	\$ 7,400,000	\$ 3,065,137	\$ 10,465,137	\$ -	\$ 10,465,137
Repairs by othes-Hawthorne and HWD	726,244	48,053	774,297	-	774,297
Credit back from Sharp	-	(167,723)	(167,723)	-	(167,723)
Hazmat		113,415	113,415	-	113,415
Construction Subtotal	8,126,244	3,058,882	11,185,126	-	11,185,126
Equipment Subtotal	-	-	-	-	-
Design and Consultant Fees Subtotal	16,810	829,015	773,942	71,883	845,825
* Administrative Costs Subtotal	1,447,970	-	1,349,757	98,213	1,447,970
Project Subtotal	\$ 9,591,024	\$ 3,887,897	\$ 13,308,825	\$ 170,096	\$ 13,478,921

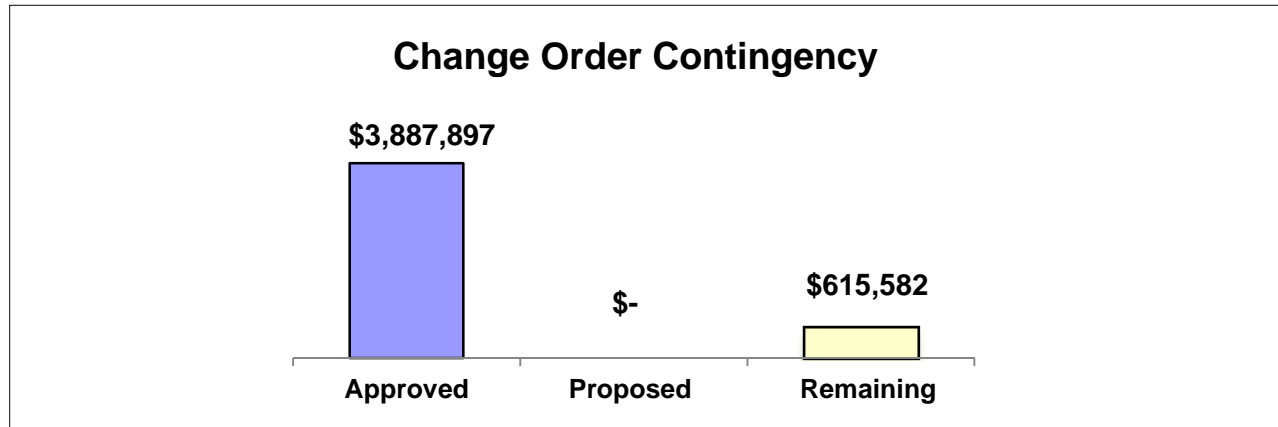
Contingency-Design and Construction Activity	Beginning	Approved	Proposed	Remaining	Current
Contingency Bank	\$ 4,503,479	\$ 3,887,897	\$ -	\$ 615,582	\$ 615,582
Totals	\$ 4,503,479	\$ 3,887,897	\$ -	\$ 615,582	\$ 615,582

Total Project Budget

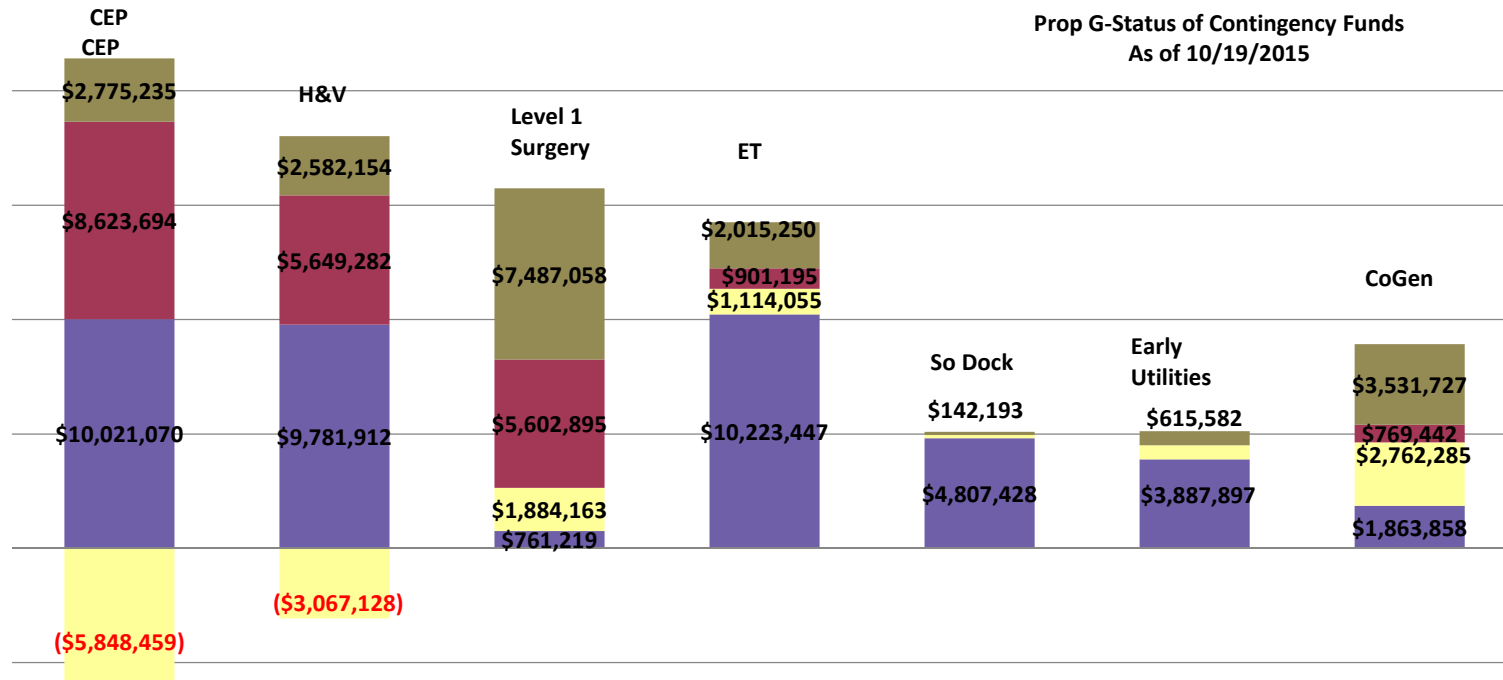
\$14,094,503

\$14,094,503

Project is pending final OSHPD closeout and payments budgeted in admin unspent commitments.



**Prop G-Status of Contingency Funds
As of 10/19/2015**



	CEP	H&V	Level 1	E Tower	SLD	EUP	CoGen (Non Prop G funded)
■ Current Bank	\$2,775,235	\$2,582,154	\$7,487,058	\$2,015,250	\$142,193	\$615,582	\$3,531,727
■ Proposed	\$8,623,694	\$5,649,282	\$5,602,895	\$901,195	\$0	\$0	\$769,442
■ Remaining	(\$5,848,459)	(\$3,067,128)	\$1,884,163	\$1,114,055	\$142,193	\$615,582	\$2,762,285
■ Approved	\$10,021,070	\$9,781,912	\$761,219	\$10,223,447	\$4,807,428	\$3,887,897	\$1,863,858