



GROSSMONT HEALTHCARE DISTRICT PROPOSITION G DESIGN & CONSTRUCTION SERVICES

Monthly Project Construction Report For the month of May 2015

Project: East Tower Upgrade

Updated: May 22, 2015

Contractor: C.W. Driver

Architect: Stantec

Construction Budget Status	\$	Work In Place % Complete	Schedule Status	
Award Amount:	\$17,325,000.00		Contract Award:	April 3, 2012
			Executed Contract:	May 7, 2012
Approved CO's:	\$5,800,003.00		Original Completion:	Oct. 29, 2014
			Duration % Complete:	122%
Revised Contract:	\$23,125,003.00		Approved Time Extension:	0 CD's
Invoiced to Date:	\$16,380,495.00	71%	New Completion:	Oct. 29, 2014
Balance	\$6,744,508.00		Project Scheduled Variance:	-487 CD's
Total Forecast Pending CO's:	\$3,980,517.00		Forecast Completion:	March 1, 2016
Forecast Adjusted Budget	\$27,105,520.00		% Complete per forecast:	80%

RISK STATUS	Budget:	○	○	○	Schedule:	○	○	○

Incident Dashboard						
Month	Safety - CAL OSHA Incident		Regulatory Compliance / OSHPD (Notice of Non-Compliance)		Infection Control Breach	
	Yes	No	Yes	No	Yes	No
January	<input type="checkbox"/>	<input checked="" type="checkbox"/>	<input type="checkbox"/>	<input checked="" type="checkbox"/>	<input type="checkbox"/>	<input checked="" type="checkbox"/>
February	<input type="checkbox"/>	<input checked="" type="checkbox"/>	<input type="checkbox"/>	<input checked="" type="checkbox"/>	<input type="checkbox"/>	<input checked="" type="checkbox"/>
March	<input checked="" type="checkbox"/>	<input type="checkbox"/>	<input type="checkbox"/>	<input checked="" type="checkbox"/>	<input type="checkbox"/>	<input checked="" type="checkbox"/>
April	<input type="checkbox"/>	<input checked="" type="checkbox"/>	<input type="checkbox"/>	<input checked="" type="checkbox"/>	<input type="checkbox"/>	<input checked="" type="checkbox"/>
May	<input type="checkbox"/>	<input checked="" type="checkbox"/>	<input type="checkbox"/>	<input checked="" type="checkbox"/>	<input type="checkbox"/>	<input checked="" type="checkbox"/>
June	<input type="checkbox"/>	<input type="checkbox"/>	<input type="checkbox"/>	<input type="checkbox"/>	<input type="checkbox"/>	<input type="checkbox"/>
July	<input type="checkbox"/>	<input type="checkbox"/>	<input type="checkbox"/>	<input type="checkbox"/>	<input type="checkbox"/>	<input type="checkbox"/>
August	<input type="checkbox"/>	<input type="checkbox"/>	<input type="checkbox"/>	<input type="checkbox"/>	<input type="checkbox"/>	<input type="checkbox"/>
September	<input type="checkbox"/>	<input type="checkbox"/>	<input type="checkbox"/>	<input type="checkbox"/>	<input type="checkbox"/>	<input type="checkbox"/>
October	<input type="checkbox"/>	<input type="checkbox"/>	<input type="checkbox"/>	<input type="checkbox"/>	<input type="checkbox"/>	<input type="checkbox"/>
November	<input type="checkbox"/>	<input type="checkbox"/>	<input type="checkbox"/>	<input type="checkbox"/>	<input type="checkbox"/>	<input type="checkbox"/>
December	<input type="checkbox"/>	<input type="checkbox"/>	<input type="checkbox"/>	<input type="checkbox"/>	<input type="checkbox"/>	<input type="checkbox"/>
Total	1	4	0	5	0	5



GROSSMONT HEALTHCARE DISTRICT PROPOSITION G DESIGN & CONSTRUCTION SERVICES

Monthly Project Construction Report

Safety :

- There was 1 safety audit performed by the Smart Safety Group this month.
- CWD's corporate Safety Officer conducted 2 safety walks this month with 0 incidents to report.
- There were no safety incidents this month.

Regulatory Compliance/OSHPD (Notice of Non-Compliance):

- Discussions with the OSHPD ACO yielded agreement on an interim solution for the twelve (12) ADA parking stalls at the Main Entry: restripe the Main Entry parking area to contain six (6) ADA compliant parking stalls and six (6) medical transport parking stalls.
- With this interim solution in place the OSHPD ACO will allow occupancy of Level 4. However, he has stated that he will not allow occupancy of Level 5 until the balance of ADA parking stalls is restored and an acceptable new home is found for the medical transport vehicles.
- Relocating the medical transport vehicles to a new parking area adjacent to the helipad was presented to the OSHPD ACO on April 27th and was acceptable with the proviso that the vehicles would unload patients at the ED entrance, under cover, and would queue in the new lot.

Interim Solution:



Six Medical Transport Stalls:





GROSSMONT HEALTHCARE DISTRICT PROPOSITION G DESIGN & CONSTRUCTION SERVICES

Regulatory Compliance Issue – Emergency Oxygen Sensor Control – Resolved:

- The new Emergency Oxygen Sensor Control, serving the relocated Oxygen main line (part of the North Loading Dock project), has been installed, tested, verified, and accepted.

Infection Control Issues/Status:

- The infection control barriers on Level 4 have been removed.

Overall Progress:

- Work on Level 4 is complete with the exception of Punch List items, including the submission of the final Test and Balance (TAB) report. OSHPD inspections for occupancy are scheduled with the ACO and FLSO on May 26th. Beneficial Occupancy is anticipated before the end of May.
- **Elevator Modernization:** OSHPD final sign off on the elevators is pending the final inspection by the ACO.

Construction Status Photos:



Central Nurses' Station



South Charting Room



Single Patient Room

Design Issues:

- There are no current design issues.

Construction Issues:

- There are no current critical construction issues.

Corrective Action Plan *(when applicable)*:

- CWD submitted a letter from SDI, the subcontractor responsible for the March 19, 2105, Safety Incident (Rolling Scaffold), outlining their actions and submitting the minutes and attendees from a follow-up safety meeting. CWD submitted their cover letter this month, but the Final report from CWD is pending receipt of the incident report from Baker Electric.

Prepared By: Kate Herring and Robert Turner

EAST TOWER UPGRADE

Date: 05/22/2015

Cost Status by Budget Category:

Budget Category	Orig Contract/or Budget	Approved Changes	Current Actuals/Paid	Unspent Commitments	Current Commitments
C.W. Driver	\$ 17,325,000	\$ 5,800,003	\$ 16,380,496	\$ 6,744,507	\$ 23,125,003
Repairs and reimbursbles by Others	\$ -	\$ (214,601)		\$ (214,601)	\$ (214,601)
Commissioning	53,500	6,000	43,882	15,618	59,500
Elevators	-	18,640	-	18,640	18,640
Hazmat	43,124	37,615	69,180	11,559	80,739
Ptube Budget	581,605		80,988	500,617	581,605
Ptube Contingency	783,067			783,067	783,067
Insurance	282,669		282,669	-	282,669
Construction Subtotal	19,068,965	5,647,657	16,857,215	7,859,407	24,716,622
Equipment Subtotal	-	25,321	11,814	13,507	25,321
Design and Consultant Fees Subtotal	3,700,831	3,210,555	5,923,663	987,723	6,911,386
Administrative Costs Subtotal	6,788,010	187,000	5,175,759	1,612,251	6,975,010
Project Subtotal	\$ 29,557,806	\$ 9,070,533	\$ 27,968,451	\$ 10,472,888	\$ 38,628,339

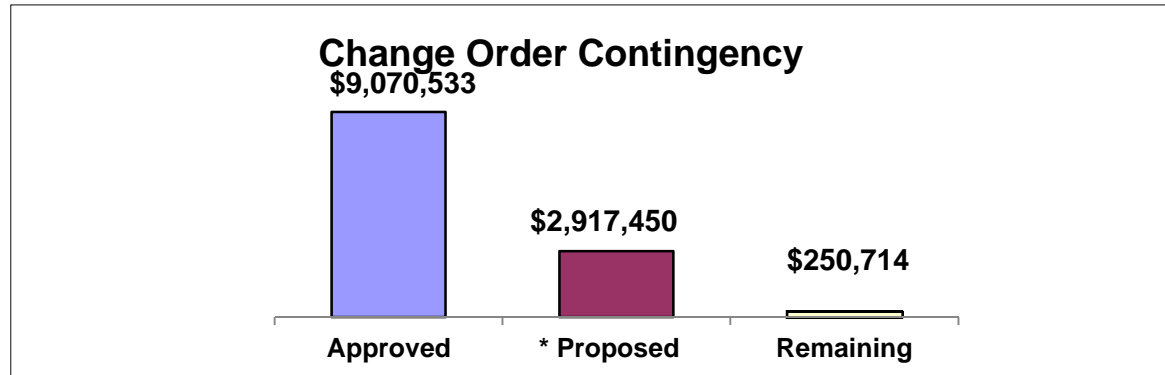
Contingency-Design and Construction Activity	Beginning	Approved	* Proposed	Remaining	Current
Contingency Bank	\$12,238,697	\$9,070,533	\$2,917,450	\$250,714	\$3,168,164
Totals	\$12,238,697	\$9,070,533	\$2,917,450	\$250,714	\$3,168,164

Total Project Budget

\$41,796,503

\$41,796,503

* Note: Proposed includes Contractor/Designer proposals and Owner estimates for chgs to Floors 3,4,5 and admin costs to complete.





GROSSMONT HEALTHCARE DISTRICT PROPOSITION G DESIGN & CONSTRUCTION SERVICES

Monthly Project Construction Report For the month of May 2015

Project: Heart and Vascular (B, A, Shell)

Updated: May 22, 2015

Contractor: McCarthy

Architect: KMD

Construction Budget Status	\$	Work In Place % Complete	Schedule Status	
Award Amount:	\$26,325,383.00		Contract Award:	January 28, 2013
			Executed Contract:	April 9, 2013
Approved CO's:	\$3,451,616.00		Original Completion:	March 16, 2015
			Duration % Complete:	92.8%
Revised Contract:	\$29,776,999.00		Approved Time Extension:	132
Invoiced to Date:	\$23,766,854.00	79.8%	New Completion:	July 26, 2015
Balance	\$6,010,145.00		Project Scheduled Variance:	-187
Total Forecast Pending CO's:	\$3,965,943.00		Forecast Completion:	January 29, 2016
Forecast Adjusted Budget	\$33,742,942.00		% Complete per forecast:	76.9%

RISK STATUS	Budget:				Schedule:			

Incident Dashboard						
Month	Safety - CAL OSHA Incident		Regulatory Compliance / OSHPD (Notice of Non-Compliance)		Infection Control Breach	
	Yes	No	Yes	No	Yes	No
January	<input type="checkbox"/>	<input checked="" type="checkbox"/>	<input type="checkbox"/>	<input checked="" type="checkbox"/>	<input type="checkbox"/>	<input checked="" type="checkbox"/>
February	<input type="checkbox"/>	<input checked="" type="checkbox"/>	<input type="checkbox"/>	<input checked="" type="checkbox"/>	<input type="checkbox"/>	<input checked="" type="checkbox"/>
March	<input checked="" type="checkbox"/>	<input type="checkbox"/>	<input type="checkbox"/>	<input checked="" type="checkbox"/>	<input type="checkbox"/>	<input checked="" type="checkbox"/>
April	<input type="checkbox"/>	<input checked="" type="checkbox"/>	<input type="checkbox"/>	<input checked="" type="checkbox"/>	<input type="checkbox"/>	<input checked="" type="checkbox"/>
May	<input type="checkbox"/>	<input checked="" type="checkbox"/>	<input type="checkbox"/>	<input checked="" type="checkbox"/>	<input type="checkbox"/>	<input checked="" type="checkbox"/>
June	<input type="checkbox"/>	<input type="checkbox"/>	<input type="checkbox"/>	<input type="checkbox"/>	<input type="checkbox"/>	<input type="checkbox"/>
July	<input type="checkbox"/>	<input type="checkbox"/>	<input type="checkbox"/>	<input type="checkbox"/>	<input type="checkbox"/>	<input type="checkbox"/>
August	<input type="checkbox"/>	<input type="checkbox"/>	<input type="checkbox"/>	<input type="checkbox"/>	<input type="checkbox"/>	<input type="checkbox"/>
September	<input type="checkbox"/>	<input type="checkbox"/>	<input type="checkbox"/>	<input type="checkbox"/>	<input type="checkbox"/>	<input type="checkbox"/>
October	<input type="checkbox"/>	<input type="checkbox"/>	<input type="checkbox"/>	<input type="checkbox"/>	<input type="checkbox"/>	<input type="checkbox"/>
November	<input type="checkbox"/>	<input type="checkbox"/>	<input type="checkbox"/>	<input type="checkbox"/>	<input type="checkbox"/>	<input type="checkbox"/>
December	<input type="checkbox"/>	<input type="checkbox"/>	<input type="checkbox"/>	<input type="checkbox"/>	<input type="checkbox"/>	<input type="checkbox"/>
Total	1	4	0	5	0	5



GROSSMONT HEALTHCARE DISTRICT PROPOSITION G DESIGN & CONSTRUCTION SERVICES

Monthly Project Construction Report – May 2015

Safety- CAL OSHA:

- There were no reportable incidents in May.

Regulatory Compliance/OSHPD (Notice of Non-Compliance):

- There were no reportable incidents in May.

Infection Control Issues/Status:

- Infection control barriers are in place and in compliance for May.

Overall Progress:

- HPS has completed with the domestic water installation to the building.
- Buildings electrical main grounding is connected to the water line and normal power energized for the H&V building.
- Roof equipment has been set and the connection work is ongoing.
- Penthouse mechanical piping continues in both the south and north penthouse. Equipment in the south penthouse is being set and needs to be walked before anchored
- Level B interior build-out ongoing with overhead soffits, lighting, sprinkler, and shaft work
- Level A interior build-out ongoing with ceiling grid completed in Pharmacy and wrapping up Lab in the next couple of weeks. Mechanical Electrical Plumbing (MEP) overhead (OH) is being finalized and OH QC walks are occurring. Finalizing shaft work and fire pump room is ongoing. Spandrel glass installation is ongoing
- Level 1 interior build-out ongoing, MEP systems are being completed in the shafts. Shaft along AA line work is ongoing.
- South window repair has been addressed and has passed the water pressure test by ABB
- Exterior cement plaster systems punch list to begin soon

Construction Status Photos:



Level A Front Entrance



North Elevator Cabs



GROSSMONT HEALTHCARE DISTRICT PROPOSITION G DESIGN & CONSTRUCTION SERVICES



e

Level B Automatic Transfer Switch Electrical Room

Design Issues:

- North site loading dock utilities and re-design is ongoing to accommodate for the H&V exiting ramp installation, and additional design to enhance the area.
- The Emergency Oxygen Connection Supply to the East Tower location is a concern with accessibility due to where it was installed as part of the Interim North Loading Dock.
- Revised exiting is underway with a ramp at the south loading dock area.
- Composite Civil and Site Survey information has been found to be conflicting and not accurate with the multiple prior surveyors. The road level finishes are not aligning to the original drawings and is off in the South, Center (CEP Tunnel lid height), and North.
- There were no card readers specified for the H&V elevators which for security reasons will require them.

Construction Issues:

- The CEP utility trellis is underway but restricting the development of the south east corner.
- The curbs and street paving do not align. Corrections will be required.

Corrective Action Plan *(when applicable)*:

- Design:
 - The team is re-designing the north and south docks to accommodate for the existing conditions, to create the exiting requirement for the H&V building.
 - A Civil and Site Survey will assess where we are, the issues, and propose a design resolution.
 - Card reader design is currently being assessed for security and functionality.
- Construction:
 - Sharp Design & Construction Services is investigating contingency options for potential workarounds for future Central Energy Plant utilities to be provided to the Heart & Vascular Center to prevent further impact to the start-up and commissioning of the HVAC, Power and Plumbing systems in the H&V.
 - A Civil and Site Survey is being conducted to come up with a solution that will fix the street and curb alignment issues.

Prepared By: Gary Kiebel / Kevin Herr / Vicki Townsend

H&V

HEART AND VASCULAR BUILDING

Date: 05/22/2015

Cost Status by Budget Category:

Budget Category	Orig Contract/or Budget	Approved Changes	Current Actuals/Paid	Unspent Commitments	Current Commitments
McCarthy Contract	\$26,325,383	\$3,451,616	23,766,854	\$6,010,145	29,776,999
Sharp Const Reimb		(294,313)	(294,313)	-	(294,313)
Commissioning	96,740	-	30,904	65,836	96,740
Hazmat	8,410	86,824	90,684	4,550	95,234
Ptube Budget	697,395		520,922	176,473	697,395
Ptube Contingency	270,957		-	270,957	270,957
Construction Subtotal	27,398,885	3,244,127	24,115,051	6,257,004	30,643,012
Equipment Subtotal	909,775		-	909,775	909,775
Design and Consultant Fees Subtotal	8,588,211	4,959,536	12,144,269	1,403,478	13,547,747
Administrative Costs Subtotal	9,752,654	49,647	8,793,819	958,835	9,802,301
Project Subtotal	\$46,649,525	\$8,253,310	\$45,053,139	\$9,529,092	\$54,902,835

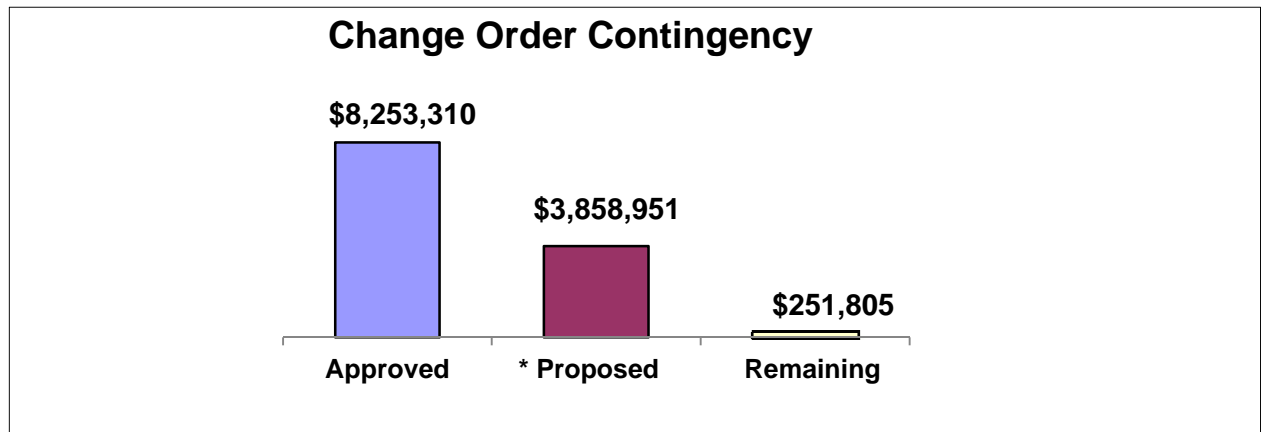
Contingency-Design and Construction Activity	Beginning	Approved	* Proposed	Remaining	Current
Contingency Bank	\$12,364,066	\$8,253,310	\$3,858,951	\$251,805	\$4,110,756
Totals	\$12,364,066	\$8,253,310	\$3,858,951	\$251,805	\$4,110,756

Total Project Budget

\$59,013,591

\$59,013,591

* Proposed includes Contractor and Designer PCOs and Owner estimates for projected costs, and adm costs to complete.



Level 1 Buildout - DESIGN PHASE

Date: 05/22/2015

Cost Status by Budget Category:

Budget Category	Orig Contract/or Budget	Approved Changes	Current Actuals/Paid	Unspent Commitments	Current Commitments
Current Construction Budget	\$10,856,368	\$0	0	\$10,856,368	10,856,368
Other	\$0		0		0
Commissioning	\$20,000	\$0	0	\$20,000	20,000
Construction Subtotal	\$10,876,368	\$0	\$0	\$10,876,368	\$10,876,368
Equipment Subtotal	\$8,328,628		0	\$8,328,628	8,328,628
Design and Consultant Fees Subtotal	\$1,888,631	\$757,520	1,882,572	\$763,579	2,646,151
Administrative Costs Subtotal	\$3,812,021	\$0	1,048,151	\$2,763,870	3,812,021
Project Subtotal	\$24,905,648	\$757,520	\$2,930,723	\$22,732,445	\$25,663,168

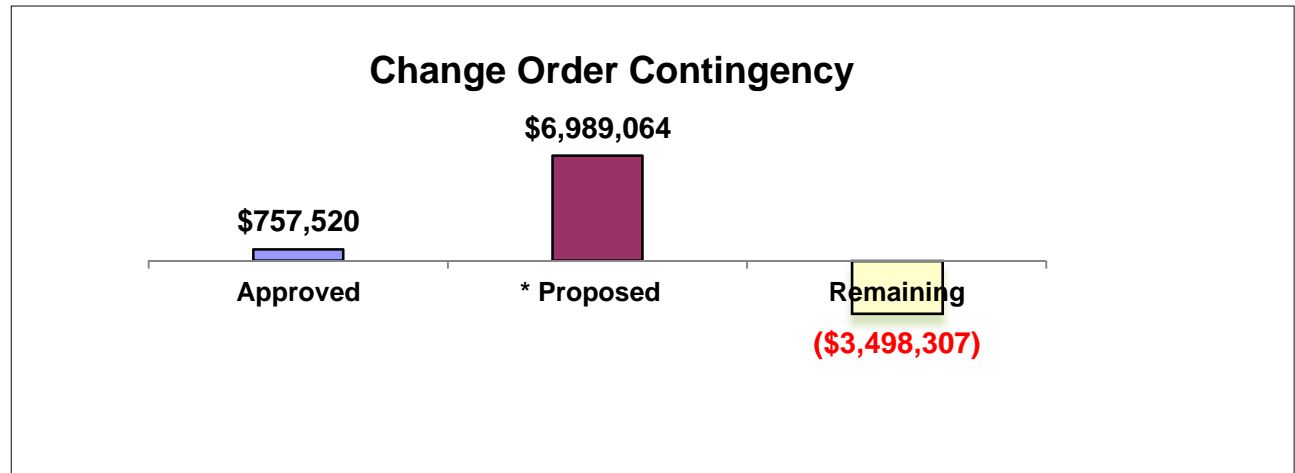
Contingency-Design and Construction Activity	Beginning	Approved	* Proposed	Remaining	Current
* Contingency Bank	\$4,248,277	\$757,520	\$6,989,064	(\$3,498,307)	\$3,490,757
Totals	\$4,248,277	\$757,520	\$6,989,064	(\$3,498,307)	\$3,490,757

Total Project Budget

\$29,153,925

\$29,153,925

* Proposed includes revised project budgets for construction per Cummings Aug 2014 report, AE proposed changes and projected adm cost to complete to 10/2017.





GROSSMONT HEALTHCARE DISTRICT PROPOSITION G DESIGN & CONSTRUCTION SERVICES

Monthly Project Construction Report For the month of May 2015

Project: Central Energy Plant/Co-Gen

Updated: May 22, 2015

Contractor: McCarthy

Architect: Syska Hennessy

CEP Construction Budget Status	\$	Work In Place % Complete	Schedule Status	
Award Amount:	26,066,942.00		Contract Award:	July 27, 2012
			Executed Contract:	
Approved CO's:	4,992,623.00		Original Completion:	March 2, 2015
			Duration % Complete:	109%
Revised Contract:	31,059,565.00		Approved Time Extension:	0 Days
Invoiced to Date:	27,910,129.00	90%	New Completion:	March 2, 2015
Balance	3,149,436.00		Project Scheduled Variance:	-438
Total Forecast Pending CO's:	8,798,458.00		Forecast Completion:	May 13, 2016
Forecast Adjusted Budget	39,858,023.00		% Complete per forecast:	74

RISK STATUS	Budget: ○ ○ ●	Schedule: ○ ○ ●
--------------------	---	---

COGEN Construction Budget Status	\$	Work In Place % Complete	Schedule Status	
Award Amount:	6,907,991.00		Contract Award:	July, 27, 2012
			Executed Contract:	
Approved CO's:	838,087.00		Original Completion:	March 2, 2015
			Duration % Complete:	109%
Revised Contract:	7,746,078.00		Approved Time Extension:	0 Days
Invoiced to Date:	7,013,743	91	New Completion:	March 2, 2015
Balance	732,335		Project Scheduled Variance:	-438
Total Forecast Pending CO's:	556,105		Forecast Completion:	May 13, 2016
Forecast Adjusted Budget	8,302,183		% Complete per forecast:	74

RISK STATUS	Budget: ● ○ ○	Schedule: ○ ○ ●
--------------------	---	---

Incident Dashboard

Month	Safety - CAL OSHA Incident		Regulatory Compliance / OSHPD (Notice of Non-Compliance)		Infection Control Breach	
	Yes	No	Yes	No	Yes	No
January		✓		✓		✓
February		✓		✓		✓
March	✓			✓		✓
April	✓			✓		✓
May		✓		✓		✓
June				✓		
July						
August						
September						
October						
November						
December						
Total	2	3	0	5	0	5



GROSSMONT HEALTHCARE DISTRICT PROPOSITION G DESIGN & CONSTRUCTION SERVICES

Monthly Project Construction Report

Safety –CAL OSHA:

- There were no reportable incidents in May.

Regulatory Compliance/OSHPD (Notice of Non-Compliance):

- There were no reportable incidents in May.

Infection Control Issues/Status:

- Infection control barriers are in place and in compliance.

Overall Progress:

(Interior)

- The equipment is still being connected to their respective electrical system and/or piping in anticipation of powering on the building electrical system.
- The last Interior wall framing modifications and soffits are being completed in the Chiller Room.
- Alarm Panels are being installed.
- Lighting fixtures are being installed.
- An electrical switchgear bucket reconfiguration has been completed.
- Steam piping is ongoing, and looks to complete by the end of June.

(Exterior)

- Piping and electrical conduits in the Utility Tunnel to the H&V Vault are installed.
- Finishes around the Trash Enclosure at the North end of the project are being completed.
- The precast utility tunnel lids have been installed, and the tunnel has been backfilled.
- Asphalt paving at the North end is complete.
- Work in the H&V vault to the CUP is ongoing.

Existing Central Utility Plant (CUP);

- Utility Trellis footings are poured.
- Trellis steel is being fabricated and galvanized.
- Rule 21 switchgear structural pad is poured.

COGEN Status:

- CA ISO agreements and components (Meters) are still in process.
- The NGR is being installed.



GROSSMONT HEALTHCARE DISTRICT PROPOSITION G DESIGN & CONSTRUCTION SERVICES

Construction Status Photos:



The tunnel complete and backfilled between vaults Control room panels in installation in progress North site paving and curbs complete

Design Issues:

- The new design relocating the Oxygen Tank Farm has been OSHPD approved and needs final City of La Mesa sewer easement vacation.
- Emergency Generator enclosures seismic calculations have had another OSHPD review and minor modifications are to be done.
- Phasing plans for the commissioning of the CEP are being developed formally for purposes of presentation to OSHPD and for use by Engineering to plan the utility cutovers.
- Turbine load bank testing plans are being vetted and scheduled.
- The code complying wall removal behind HVSB is being reviewed by OSHPD.
- The design team needs a revision of some piping in the existing CUP to account for thermal stresses.

Construction Issues:

- Water intrusion is still be an issue at a flashing clad column and a thru the wall vent.
- The anchor bolts holes for the HRSG, Vent and Platform hit slab reinforcing, thus requiring a design analysis and fix.
- Shot pins into a gusset plate need to be repaired in a method acceptable to the SER and OSHPD.
- The contractor has not installed the specified rigid conduit in some locations and is proposing a solution.
- The contractor has not installed some hot dipped galvanized unistrut in some locations and is replacing the material.
- The contractor has not installed some ductwork support per approved plans and is seeking alternates.

Corrective Action Plan *(when applicable)*:

- None

Prepared By: Nick Aden

Central Energy Plant

Date: 5/22/2015

Cost Status by Budget Category:

Budget Category	Orig Contract/or Budget	Approved Changes	Current Actuals/Paid	Unspent Commitments	Current Commitments
McCarthy Contract	\$26,066,942	\$4,992,623	27,910,129	\$3,149,436	31,059,565
Commissioning	122,000	-	95,485	26,515	122,000
HazMat Abatement	-	25,000	-	25,000	25,000
Construction Subtotal	26,188,942	5,017,623	28,005,614	3,200,951	31,206,565
Equipment Subtotal	-	-	-	-	-
Design and Consultant Fees Subtotal	3,847,500	3,589,630	6,238,446	1,198,684	7,437,130
Administrative Costs Subtotal	8,354,706	-	7,570,177	784,529	8,354,706
Project Subtotal	\$38,391,148	\$8,607,253	\$41,814,237	\$5,184,164	\$46,998,401

Contingency-Design and Construction Activity	* Beginning	Approved	** Proposed	Remaining	Current
Contingency Bank	\$12,796,305	\$8,607,253	\$8,296,416	(\$4,107,364)	\$4,189,052
Totals	\$12,796,305	\$8,607,253	\$8,296,416	(\$4,107,364)	\$4,189,052

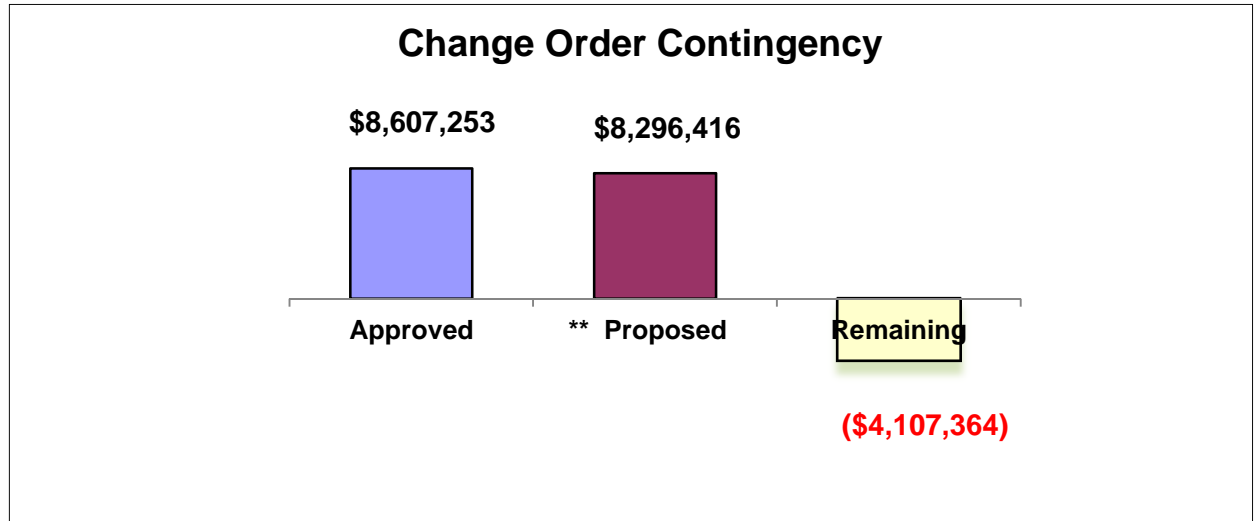
Total Project Budget

\$51,187,453

\$51,187,453

* Includes \$4mil of added funding on 5/4/15 per approved BM#341 from excess bond issuance fees and interest earned.

** Proposed includes Contractor, Designer proposed changes, and Owner estimates for projected construction, delays and admin costs to complete.



Co-Generation-RBS Funded (Not Prop G)

5/22/2015

Cost Status by Budget Category:

Budget Category	Orig Contract/or Budget	Approved Changes	Current Actuals/Paid	Unspent Commitments	Current Commitments
McCarthy Contract	\$6,907,991	\$838,087	7,013,743	\$732,335	7,746,078
Commissioning	50,000	30,014	-	80,014	80,014
Solar-Cogen Unit	4,642,786	178,889	4,704,166	117,509	4,821,675
Construction Subtotal	11,600,777	1,046,990	11,717,909	929,858	12,647,767
Equipment Subtotal	-	-	-	-	0
Design and Consultant Fees Subtotal	-	599,677	172,129	427,548	599,677
Administrative Costs Subtotal	1,003,638	-	535,358	468,280	1,003,638
Project Subtotal	\$12,604,415	\$1,646,667	\$12,425,396	\$1,825,686	\$14,251,082

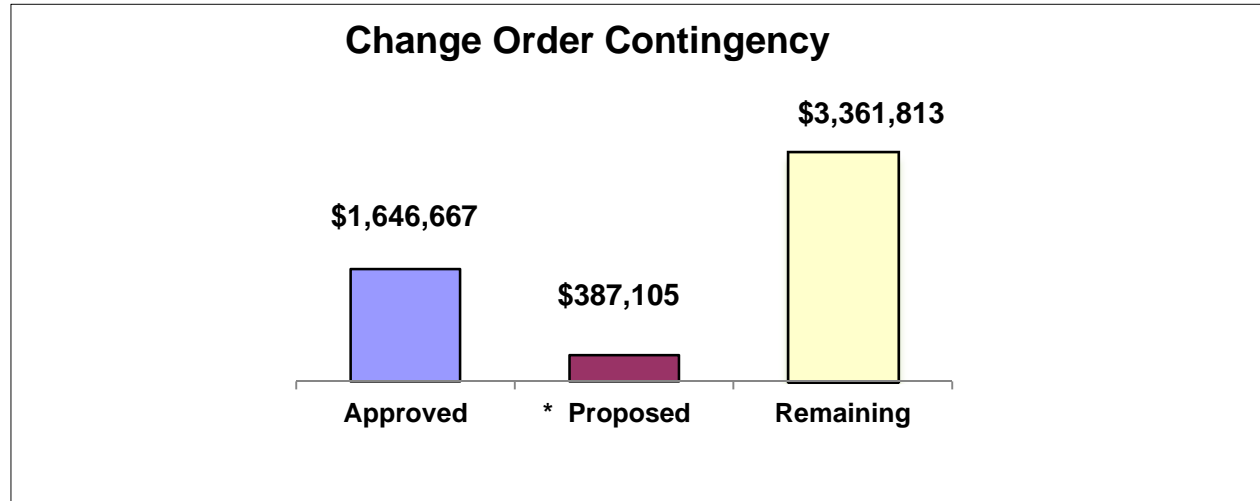
Contingency-Design and Construction Activity	Beginning	Approved	* Proposed	Remaining	Current
Contingency Bank	\$5,395,585	\$1,646,667	\$387,105	\$3,361,813	\$3,748,918
Totals	\$5,395,585	\$1,646,667	\$387,105	\$3,361,813	\$3,748,918

Total Project Budget

\$18,000,000

\$18,000,000

* Proposed includes GC and AE proposals, Owner estimated projected const costs, and admin costs to complete.



South Load Dock/Level B Seismic
Cost Status by Budget Category:

Date: 05/22/2015

Budget Category	Orig Contract/or Budget	Approved Changes	Current Actuals/Paid	Unspent Commitments	Current Commitments
C.W. Driver	\$5,666,285	\$3,576,381	9,242,666	\$0	9,242,666
Repairs by Others-JW Smart and Sharp	\$79,683	\$0	76,569	\$3,114	79,683
Construction Subtotal	\$5,745,968	\$3,576,381	9,319,235	\$3,114	9,322,349
Equipment Subtotal	\$0	0	0	\$0	0
Design and Consultant Fees Subtotal	\$30,968	\$1,256,115	1,236,821	\$50,262	1,287,083
Administrative Costs Subtotal	\$1,410,937	\$0	1,399,570	\$11,367	1,410,937
Project Subtotal	\$7,187,873	\$4,832,496	\$11,955,626	\$64,743	\$12,020,369

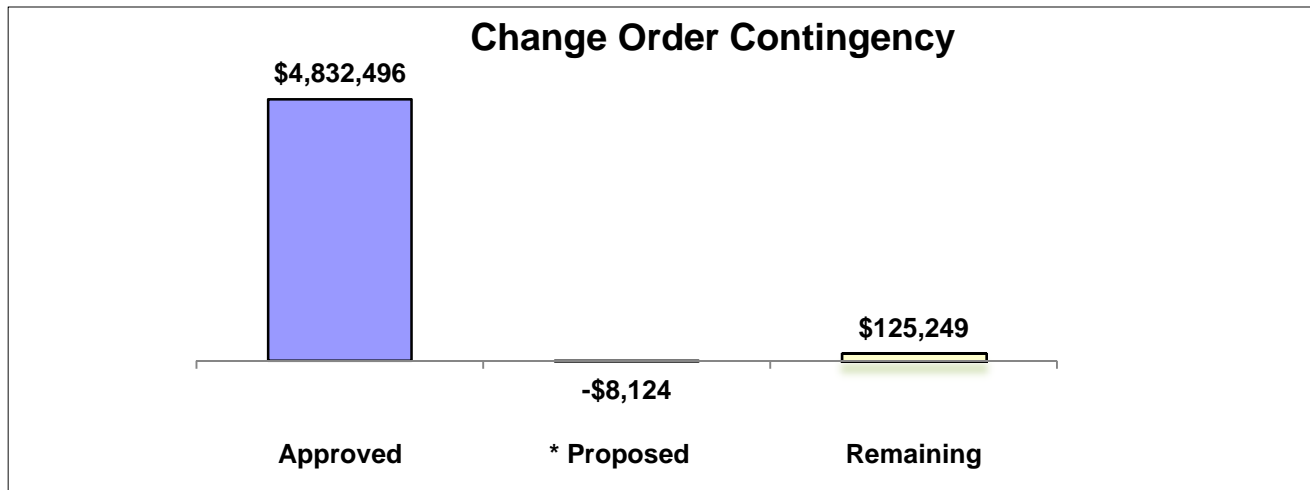
Contingency-Design and Construction Activity	Beginning	Approved	* Proposed	Remaining	Current
Contingency Bank	\$4,949,621	\$4,832,496	-\$8,124	\$125,249	\$117,125
Totals	\$4,949,621	\$4,832,496	-\$8,124	\$125,249	\$117,125

Total Project Budget

\$12,137,494

\$12,137,494

* OSHPD has issued Close out stmt. Proposed includes final OSHPD fee to be paid plus consultant fee closeout credit adjustments in unspent commitments.



EARLY UTILITIES

Date: 5/22/2015

Cost Status by Budget Category:

Budget Category	Orig Contract/or Budget	Approved Changes	Current Actuals/Paid	Unspent Commitments	Current Commitments
Swinerton	\$7,400,000	\$3,065,137	10,465,137	\$0	10,465,137
Repairs by othes-Hawthorne and HWD	726,244	48,053	774,297	-	774,297
Credit back from Sharp	-	(167,723)	(167,723)	-	-167,723
Hazmat		113,415	113,415	-	113,415
Construction Subtotal	8,126,244	3,058,882	11,185,126	-	11,185,126
Equipment Subtotal	-	-	-	-	0
Design and Consultant Fees Subtotal	16,810	829,015	773,942	71,883	845,825
* Administrative Costs Subtotal	1,447,970	-	1,328,051	119,919	1,447,970
Project Subtotal	\$9,591,024	\$3,887,897	\$13,287,119	\$191,802	\$13,478,921

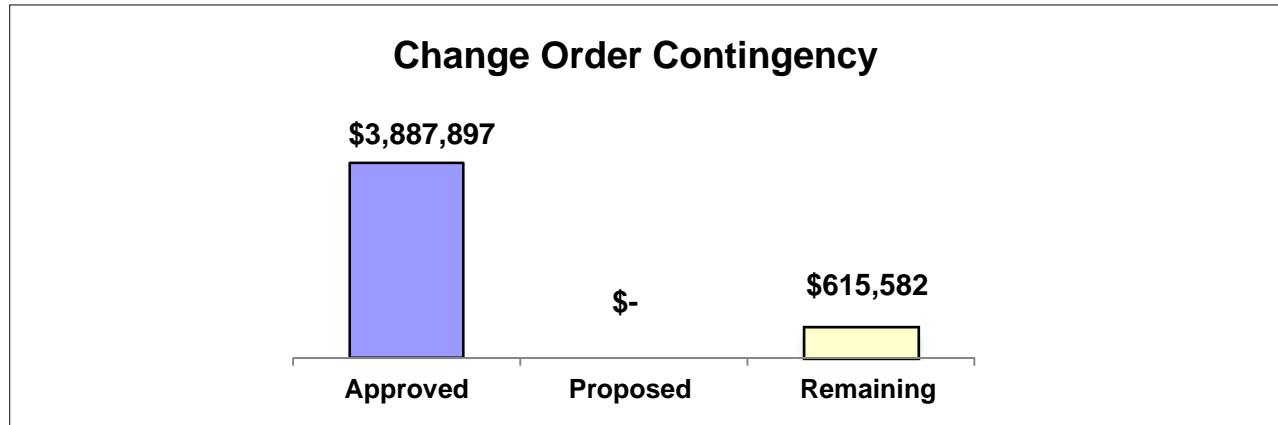
Contingency-Design and Construction Activity	Beginning	Approved	Proposed	Remaining	Current
Contingency Bank	\$4,503,479	\$3,887,897	\$0	\$615,582	\$615,582
Totals	\$4,503,479	\$3,887,897	\$0	\$615,582	\$615,582

Total Project Budget

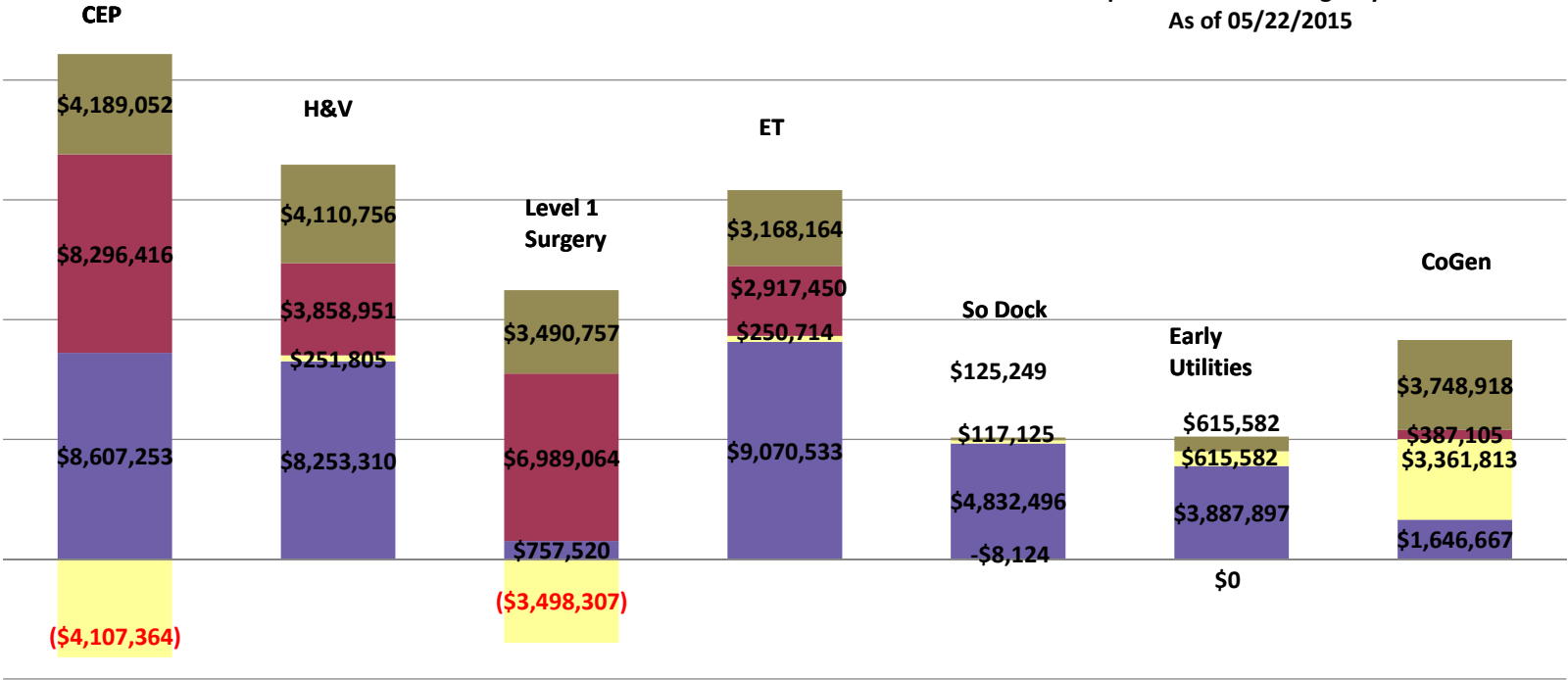
\$14,094,503

\$14,094,503

Project is pending final OSHPD closeout.



**Prop G-Status of Contingency Funds
As of 05/22/2015**



	CEP	H&V	Level 1	E Tower	SLD	EUP	CoGen (Non Prop G funded)
■ Current Bank	\$4,189,052	\$4,110,756	\$3,490,757	\$3,168,164	\$117,125	\$615,582	\$3,748,918
■ Proposed	\$8,296,416	\$3,858,951	\$6,989,064	\$2,917,450	-\$8,124	\$0	\$387,105
■ Remaining	(\$4,107,364)	\$251,805	(\$3,498,307)	\$250,714	\$125,249	\$615,582	\$3,361,813
■ Approved	\$8,607,253	\$8,253,310	\$757,520	\$9,070,533	\$4,832,496	\$3,887,897	\$1,646,667